

5" or 6" Round LED Reflector Insert



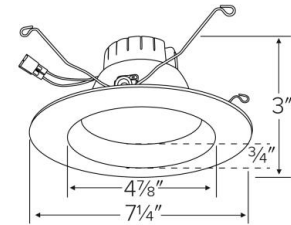
Features

- Fits ELCO 5" or 6" Dedicated LED Recessed Housings, Regular and Shallow.
- Includes Medium Base Adapter for retrofitting existing E26 Base housings.
- Soft white lens provides smooth lumen distribution and eliminates LED pixelation
- Deep set LED trim reduces glare while providing area illumination.
- CA Title 24, ENERGY STAR, JA8-2016-E.
- Life Span of 50,000 hours L70.

Specifications

Wattage	20W
Lumens	1400 lm
Voltage	120V
Color Temp.	2700K
Dimmable	Triac/ELV
Lamp Type	LED
CRI	93+
Damp Location	Listed

Dimensions



Technical Details

Optics: Frosted polycarbonate lens diffuses light evenly throughout while reducing glare with LED Array technology.

Construction: For use in IC and non-IC housings. Spun Aluminum for greater heat dissipation. High quality powder coat finish preventing rust and paint cracking.

Installation: Includes PSA30 medium base adapter for retrofitting existing housings. Quick connect for use with ELCO housings EL570ICA, EL570RICA, EL560ICA, EL560RICA, EL56FICA. PSA30 (Medium Base Socket adapter) allows for use with EL99ICA, EL99RICA, EL99FICA, EL99A, EL99RA. PSA31 (GU10 Socket Adapter, not included) allows for use with EL49ICA, EL49A, EL49RA. PSA35 (GU24 Socket Adapter, not included) allows for use with EL99ICA-G24, EL99RICA-G24. Can be used in IC and non-IC housings.

Electrical: Driver connects to 120V power supply. High Efficiency driver with a power factor > 0.9. Start time of less than .75 seconds.

LED Technology:

- Extremely accurate color rendering with 93+ CRI.
- Lumen Maintenance of 50,000 hours L70 Life based on LM80 standardized test results.
- Superior Thermal Management by utilizing integral heat sink.
- Instant On to Full Brightness.
- No LED pixelation.

Dimmability: Works with 120V Triac and ELV type dimmers. Dims down to 10%. For full list of dimmers refer to the Dimmer Compatibility List. Industry leading dimming. Dims smoothly with no hot spots or flickering.

Listings: UL Listed for Damp Location. RoHS Compliant. ENERGY STAR® Certified. California Title 24 JA8-2016-E.

Warranty: ELCO Products are built to last with a 5-year Limited Warranty.

Product Number

Item	Lamp type	Lumens	CCT	Watts	Voltage	Dimming	Finish
EL62727W	LED	1400 lm	2700K	20W	120V	Triac/ELV	White

Product Number Builder Example: **EL62727W**

ELCO 5" or 6" LED Reflector Insert

EL6

Color Temp.

- 27** 2700K
- 30** 3000K
- 35** 3500K
- 40** 4000K

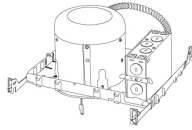
For use with **5" or 6" LED Light Engines**

5" Dedicated LED ICA Housings



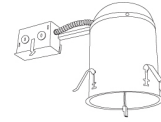
2-Hour Fire Rated
5" ICA Housing
New Construction

CAT NO.	SPECIFICATIONS
EL56FICA	22W MAX.
EL56FICA-7	22W MAX./277V



5" ICA Housing
New Construction

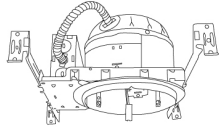
CAT NO.	SPECIFICATIONS
EL570ICA	17W MAX.
EL570ICA-7	17W MAX./277V



5" ICA Housing
Remodel

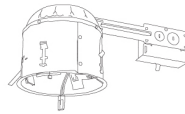
CAT NO.	SPECIFICATIONS
EL570RICA	17W MAX.

5" Shallow Dedicated LED ICA Housings



5" Shallow ICA Housing
New Construction

CAT NO.	SPECIFICATIONS
EL560ICA	17 MAX.
EL560ICA-7	277V



5" Shallow ICA Housing
Remodel

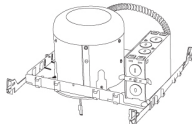
CAT NO.	SPECIFICATIONS
EL560RICA	17 MAX.

6" Dedicated LED ICA Housings



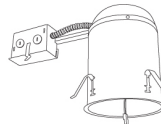
2-Hour Fire Rated
6" ICA Housing
New Construction

CAT NO.	SPECIFICATIONS
EL76FICA	22W MAX.
EL76FICA-7	22W MAX./277V



6" ICA Housing
New Construction

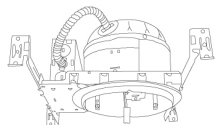
CAT NO.	SPECIFICATIONS
EL770ICA	24W MAX.
EL770ICA-7	24W MAX./277V



6" ICA Housing
Remodel

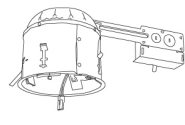
CAT NO.	SPECIFICATIONS
EL770RICA	24W MAX.

6" Shallow Dedicated LED ICA Housings



6" Shallow ICA Housing
New Construction

CAT NO.	SPECIFICATIONS
EL760ICA	17 MAX.
EL760ICA-7	277V



6" Shallow ICA Housing
Remodel

CAT NO.	SPECIFICATIONS
EL760RICA	17 MAX.



ELCO Lighting

Dimmer Compatibility Chart

6" LED Inserts

EL610/611/612,
EL615/617/627, & EL625/621

For Reference Only

Testing conducted by ELCO Lighting is not a substitute for and does not imply certification by an independent laboratory or any other standards certification. Refer to manufacturer specifications for more detailed information on product certifications and standards. Consult the dimmer manufacturer prior to installation to ensure compatibility.

Manufacturer	Product	Part Number	Dimmed Light Output Range
120V Only			
Leviton	Decora IllumaTech® Single Pole/3-Way Preset Dimmer	IPI06	10% - 100%
	Decora Single Pole/3-Way Rocker Slide Dimmer	DSL06-1LZ	10% - 100%
	Decora SureSlide® Single Pole/3-Way with Preset ON/OFF Switch	6674	5% - 90%
Lutron	Ariadni®/Toggler® Series 150W Single Pole/3-Way Dimmer	TGCL-153P	5% - 86%
	Maestro® Series 150W Single Pole/3-Way/Multi-Location Dimmer	MACL-153M	5% - 80%
	Skylark Contour® CL Single Pole/3-Way Dimmer	CTCL-153P	10% - 100%
	Caseta Wireless Dimmer	PD-6WCL	10% - 100%

*NOTE: Refer to dimmer manufacturer's documentation for installation instructions and circuit details

Disclaimer: Minimum and maximum loads for LEDs and CFLs are given in number of lamps and may vary depending on the lamp being used. Testing conducted by ELCO Lighting is not a substitute for and does not imply certification by an independent laboratory or any other standards certification. Refer to manufacturer specifications for more detailed information on product certifications and standards.