

Pex™ 3" Square Adjustable Reflector

Pex™ precision die-cast adjustable trims with twist-&-lock system for easy Koto™ Module installation



Features

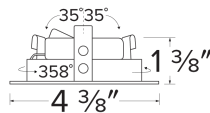
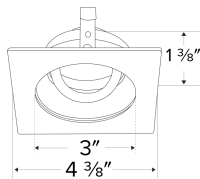
- 3" Square Adjustable Reflector.
- 358° Rotation.
- 30° tilt (for EL386ICA), 15° tilt (for EL390 Series).
- 30° tilt with E3LK Series (Architectural Koto™ Module & Housings)
- Convenient twist-lock design for easy installation.
- Damp Location Rated.
- Lamp: Koto™ LED Module.
- 4 3/8" Sq.

Technical Details

Construction: Diecast aluminum with a powder coated finish.

Installation: Twist-lock design allows for easy mounting onto the Koto™ LED Module.

Lamp: Koto™ LED Module only.



Dimensions:


Options



All White



All Black



All Bronze



Black with White Ring



Chrome with White Trim



Haze with White Trim

Product Number

Item	Finish
ELK3329C	Chrome with White Trim

Product Number Builder Example: ELK3329W

Pex™ 3" Square Adjustable Reflector

Finish

ELK3329

- W** All White
- BB** All Black
- BZ** All Bronze
- B** Black with White Trim
- C** Chrome with White Trim
- H** Haze with White Trim

Compatible Products

For use with 3" Koto™ Twist-On Trims

Koto™ LED Module



Koto™ LED Module
ELK07, ELK09, & ELK11

PRODUCT NUMBER BUILDER					
Koto™ LED Module	Lumens	Color Temperature	Beam Angle		
ELK					
07	750 lm	27 2700K	(blank) 38° lens (Standard)		
09	950 lm	30 3000K	-S 18° lens		
11	1150 lm	35 3500K	-N 25° lens		
		40 4000K	-W 60° lens		
		SD Sunset Dimming (For ELK09 & ELK11)	-FC 18° - 50° Adjustable (ELK07 Only)		

ACCESSORIES

	Lens		Snoot
EP731C	18° Lens	L50W	White
EP732C	25° Lens	L50B	Black
EP733C	38° Lens		
EP734C	60° Lens		
<small>*EP732C, EP733C, EP734C Included with standard module</small>			

	Secondary Optics
L45	Hex Louver
L46	Linear Lens
L47	Spread Louver
L49	Frosted Lens
L51	Color Shifter
L57	White Hex Louver
L52	Blue Lens
L53	Pink Shifter

Koto™ LED Module with 5-CCT Switch

Product Number

ELK08CT5	825 lm, 5-CCT, 120V
ELK10CT5	1000 lm, 5-CCT, 120V

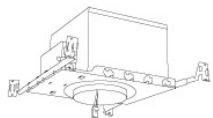
12V AC Retrofit Koto™ LED Module

For retrofitting 4" Bi-Pin 12V AC GU5.3 Housings

Product Number

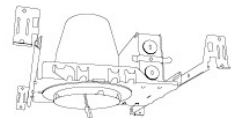
ELK0827-12	800 lm, 2700K, 12V AC
ELK0830-12	800 lm, 3000K, 12V AC
ELK08SD-12	800 lm, Sunset, 12V AC

3" Koto™ Dedicated LED ICA Housings



3" ICA Maximum Adjustability Housing
New Construction

CAT NO.	SPECIFICATIONS
EL386ICA	Maximum Adjustability



3" ICA Housing
New Construction

CAT NO.	SPECIFICATIONS
EL390ICA	
EL390ICA-EM5	Emergency Battery Back-up (90 minutes)



3" ICA Housing
Remodel

CAT NO.	SPECIFICATIONS
EL390RICA	



2-Hour Fire Rated 3" ICA Housing
New Construction

CAT NO.	SPECIFICATIONS
EL39FICA	7 1/2" Height, Sound Rated

Compatible Products

For use with 3" Koto™ Twist-On Trims

Koto™ Architectural LED Light Engine



Koto™ LED Light Engine
ELK19 - ELK21

PRODUCT NUMBER BUILDER				
Koto™ LED Light Engine	Lumens	Color Temperature	Beam Angle	
ELK				
19	750 - 850 lm	27D 2700K	(blank)	38° lens (Standard)
21	1100 - 1500 lm	30D 3000K	-S	18° lens
		35D 3500K	-N	25° lens
		40D 4000K	-W	60° lens
		SD Sunset Dimming (ELK19 Only)	-FC	18° - 50° Adjustable (ELK21 Only)

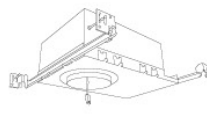
ACCESSORIES			
Lens		Snoot	
EP731C	18° Lens	L50W	White
EP732C	25° Lens	L50B	Black
EP733C	38° Lens		
EP734C	60° Lens		
<small>*EP732C, EP733C, EP734C Included with standard module</small>			
Secondary Optics			
L45	Hex Louver	L57	White Hex Louver
L46	Linear Lens	L52	Blue Lens
L47	Spread Louver	L53	Pink Shifter
L49	Frosted Lens		
L51	Color Shifter		

*Standard module includes 38° installed with 25° & 60° field changeable lenses.

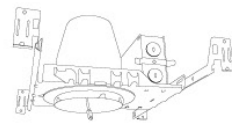
3" Koto™ Architectural Recessed Housings



3" High Lumen Maximum Adjustability ICA Housing
Use with ELK21 Series Module
Not for use with ELK19 Series Module
New Construction



3" Shallow Maximum Adjustability ICA Housing
1000 lm (14.7W) w/ELK19 Series Module
1200 lm (14.7W) w/ELK21 Series Module
New Construction



3" Standard ICA Housing
800 lm (10.5W) w/ELK19 Series Module
1000 lm (10.5W) w/ELK21 Series Module
New Construction

CAT NO.	SPECIFICATIONS
E3LK53ICA	1350 lm, 15.7W, 120V, Triac/ELV
E3LK54ICAD	1350 lm, 15.7W, 120/277V, 0-10V/Triac/ELV
E3LK84ICA	1500 lm, 18.9W, 120V, Triac/ELV
E3LK85ICAD	1500 lm, 18.9W, 120/277V, 0-10V/Triac/ELV

CAT NO.	SPECIFICATIONS
E3LK76ICA	120V, Triac/ELV
E3LK77ICAD	120/277V, 0-10V/Triac/ELV

CAT NO.	SPECIFICATIONS
E3LK65ICA	120V, Triac/ELV
E3LK65ICA-EM1	Emergency Battery Back-Up
E3LK66ICAD	120/277V, 0-10V/Triac/ELV
E3LK66ICAD-EM1	Emergency Battery Back-Up



3" Standard ICA Housing
800 lm w/ELK19 Series Module
1000 lm w/ELK21 Series Module
Remodel

CAT NO.	SPECIFICATIONS
E3LK65RICA	120V, 10.5W, Triac/ELV
E3LK66RICAD	120/277V, 11.8W, 0-10V/Triac/ELV



2-Hour Fire Rated 3" ICA Housing
750 lm (10.5W) w/ELK19 Series Module
950 lm (10.5W) w/ELK21 Series Module
New Construction

CAT NO.	SPECIFICATIONS
ELK72FICA	120V, Triac/ELV
ELK73FICAD	120/277V, 0-10V/Triac/ELV

Compatible Products

For use with 3" Koto™ Twist-On Trims

Koto™ 24V DC LED Light Engine



24V DC Koto™ LED Light Engine

PRODUCT NUMBER BUILDER			
Koto™ LED Light Engine	Lumens	Color Temperature	Voltage
ELK			

08	800 lm	27	2700K	-24	24V DC
		30	3000K		

**Standard module includes 38° installed with 25° & 60° field changeable lenses.*

ACCESSORIES



Lens

- EP731C 18° Lens
 - EP732C 25° Lens
 - EP733C 38° Lens
 - EP734C 60° Lens
- *EP732C, EP733C, EP734C Included with standard module



Snout

- L50W White
- L50B Black



Secondary Optics

- L45 Hex Louver
- L46 Linear Lens
- L47 Spread Louver
- L49 Frosted Lens
- L51 Color Shifter
- L57 White Hex Louver
- L52 Blue Lens
- L53 Pink Shifter

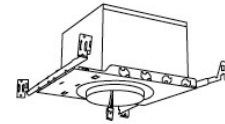
3" Koto™ Dedicated LED ICA Housings (24V DC Input)



24V DC 2-Hour Fire Rated 3" ICA Housing
New Construction

CAT NO.	SPECIFICATIONS
E24V39FICA	7 1/2" Height - Sound Rated

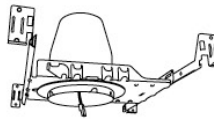
*Requires 24V DC Transformer



24V DC 3" ICA Maximum Adjustability Housing
New Construction

CAT NO.	SPECIFICATIONS
E24V386ICA	Maximum Adjustability

*Requires 24V DC Transformer



24V DC 3" ICA Housing
New Construction

CAT NO.	SPECIFICATIONS
E24V390ICA	

*Requires 24V DC Transformer



24V DC 3" ICA Housing
Remodel

CAT NO.	SPECIFICATIONS
E24V390RICA	

*Requires 24V DC Transformer