

6" 0-10V LED Inserts with 5-CCT and 3-Lumen Switch

This unique Ply System 0-10V dimmable LED Insert gives you the options you are looking for in one fixture. Engineered with energy-efficient LED technology and with a 120/277V 0-10V dimmable driver for a budget friendly 0-10V solution. Switch to desired Color Temperature (2700K, 3000K, 3500K, 4000K or 5000K) and Lumen Output (1000 lm, 1500 lm, 2000 lm) by using manual switch located on module. Designed to be used for New Construction, Remodel with ELCO Ply System Housings or as a retrofit with existing housings.



Features

- Manual switch to choose desired Color Temperature and Lumen Output
- 0-10V Dimmable
- 120/277V Driver
- Lumens (Wattage): 1000 lm (13W), 1500 lm (19W), 2000 lm (24W)
- Soft white lens provides smooth lumen distribution and eliminates LED pixelation
- Deep set LED trim reduces glare while providing even illumination
- 90+ CRI for extremely accurate color rendering
- CA Title 24, ETL listed, ENERGY STAR, JA8-2016-E
- Life span of 50,000 hours L70
- Patent Pending

Specifications

| | |
|---------------------|-----------------------------------|
| Wattage | 13, 19, 24W |
| Lumens | 1000, 1500, 2000 lm |
| Voltage | 120/277V |
| Color Temp. | 2700K, 3000K, 3500K, 4000K, 5000K |
| Dimmable | 0-10V |
| Lamp Type | LED |
| CRI | 90+ |
| Wet Location | Listed |

Options



All White



All Haze



Haze w/White Trim



Chrome w/White Trim



All Black

Technical Details

Optics: Frosted polycarbonate lens diffuses light evenly throughout while reducing glare with LED Array technology.

Construction: For use in IC and Non-IC housings. Spun Aluminum for greater heat dissipation. High quality powder coat finish preventing rust and paint cracking.

Installation: Quick connect for use with EL76FICDXA, EL76FICDXA-B, EL760ICDXA, EL760ICDXA-B, EL760ICDXA-EM5 and EL760RICDXA.

Electrical: Driver connects to 120/277V power supply. High Efficiency driver with a power factor > 0.9. Start time of less than .75 seconds.

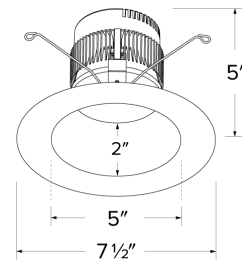
LED Technology: Extremely accurate color rendering with 93+ CRI. Lumen Maintenance of 50,000 hours L70 Life based on LM80 standardized test results. Superior Thermal Management by utilizing integral heat sink. Instant On to Full Brightness. No LED pixelation.

Dimmability: Works with 0-10V dimmers. Dims down to 10%. For full list of dimmers refer to the Dimmer Compatibility List. Industry leading dimming. Dims smoothly with no hot spots or flickering.

Listings: Listed for Wet Location. RoHS Compliant. ENERGY STAR® Certified. California Title 24 JA8-2016-E.

Warranty: ELCO Products are built to last with a 5-year Limited Warranty.

Dimensions



Product Number

| Item | Lamp type | Lumens | CCT | Watts | Voltage | Dimming | Finish |
|-------------|-----------|---------------------|-----------------------------------|------------|----------|---------|------------------------|
| EL685CT5DCW | LED | 1000, 1500, 2000 lm | 2700K, 3000K, 3500K, 4000K, 5000K | 13, 19, 24 | 120/277V | 0-10V | Chrome with White Trim |

Product Number Builder

Example: **EL685CT5DW**

ELCO 6" LED Inserts

Color Temp.

Finish

EL685

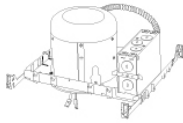
CT5 2700K-5000K

DW All White
DH All Haze
DHW Haze with White Trim
DCW Chrome with White Trim
DBB All Black

Compatible Products

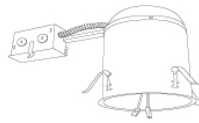
For use with 6" 0-10V LED Inserts with 5-CCT and 3-Lumen Switch

6" 0-10V Dedicated LED Housings



6" 0-10V Dedicated LED Housing
New Construction

| CAT NO. | SPECIFICATIONS |
|----------------|-------------------|
| EL770ICDXA | 120/277V |
| EL770ICDXA-B | Butterfly Bracket |
| EL770ICDXA-EM5 | Emergency Back-Up |



6" 0-10V Dedicated LED Housing
Remodel

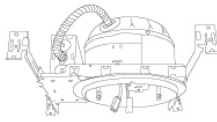
| CAT NO. | SPECIFICATIONS |
|-------------|----------------|
| EL770RICDXA | 120/277V |



2-Hour Fire Rated
6" 0-10V Dedicated LED Housing
New Construction

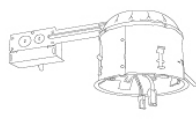
| CAT NO. | SPECIFICATIONS |
|--------------|-------------------------------|
| EL76FICDXA | 7 3/4" Height - 24W, 120/277V |
| EL76FICDXA-B | Butterfly Bracket |

6" 0-10V Shallow Dedicated LED Housings



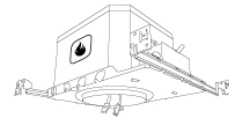
6" 0-10V Dedicated LED Housing
Shallow New Construction

| CAT NO. | SPECIFICATIONS |
|----------------|-------------------|
| EL760ICDXA | 120/277V |
| EL760ICDXA-B | Butterfly Bracket |
| EL760ICDXA-EM5 | Emergency Back-Up |



6" 0-10V Dedicated LED Housing
Shallow Remodel

| CAT NO. | SPECIFICATIONS |
|-------------|----------------|
| EL760RICDXA | 120/277V |



2-Hour Fire Rated
6" 0-10V Dedicated LED Housing
Shallow New Construction

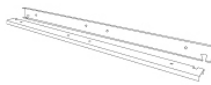
| CAT NO. | SPECIFICATIONS |
|-------------|--------------------------------|
| EL75FICDXAS | 6 3/16" Height - 24W, 120/277V |

6" Accessories



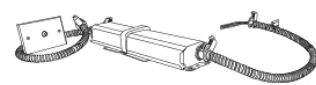
Hanger Bars
for Butterfly Bracket

| CAT NO. | SPECIFICATIONS |
|---------|---|
| FB27 | Set of two 27" flat hanger bars for wood construction |



Hanger Bars
for Butterfly Bracket

| CAT NO. | SPECIFICATIONS |
|---------|--|
| CH26 | Set of two 26" C-Channel hanger bars for T-Bar ceiling |



Emergency Battery Backup

| CAT NO. | SPECIFICATIONS |
|---------|----------------|
| KEM-LD5 | 8W, 120/277V |



ELCO Lighting

Dimmer Compatibility Chart

0-10V Dimming LED Inserts

For EL475, EL495, EL685 and EL695 Series

For Reference Only

Testing conducted by ELCO Lighting is not a substitute for and does not imply certification by an independent laboratory or any other standards certification. Refer to manufacturer specifications for more detailed information on product certifications and standards. Consult the dimmer manufacturer prior to installation to ensure compatibility.

| Manufacturer | Product | Part Number | Dimmed Light Output Range |
|--------------|---|-------------|---------------------------|
| Lutron | Diva®, 120/277V, 0-10V, Single Pole, 3-Way | DVSTV-WH | 10% - 100% |
| | Nova T®, 120/277V, 0-10V, Single Pole, Slide-to-off | NTSTV-DV-WH | 10% - 100% |
| Philips | Sunrise, 120/277V, 0-10V, LED/CFL, Preset Slider, 3-Way | SR1200ZTUNV | 10% - 100% |

***NOTE: Refer to dimmer manufacturer’s documentation for installation instructions and circuit details**

Disclaimer: Minimum and maximum loads for LEDs and CFLs are given in number of lamps and may vary depending on the lamp being used. Testing conducted by ELCO Lighting is not a substitute for and does not imply certification by an independent laboratory or any other standards certification. Refer to manufacturer specifications for more detailed information on product certifications and standards.

Integrating our lighting with your Smart Home System is a breeze. Simply check your Smart Home system for compatible smart switches and cross reference that with our Dimming Compatibility Chart. Once the switches are integrated with your Smart Home system your lights will be ready to go.



2042 E. Vernon Ave. Vernon CA 90058 Tel 323.231.2600 Fax 323.231.3200 elcolighting.com