

# 3" MAX. Adjustability IC Airtight New Construction Housing



## Features

- IC Airtight for direct contact with insulation
- 120V Quick Connect for easy module installation
- Integrated collar allows for use with 5/8" thick to 1 1/2" thick ceilings
- Limited 5 year warranty

## Technical Details

### Construction:

- IC rated for direct contact with insulation, for use in IC or non-IC conditions.
- Housing adjusts in frame to accommodate up to 1 1/2" ceiling thickness.
- Airtight housing with gasket to restrict airflow in accordance with ASTM E-283 air-tight requirements.
- Steel housing for greater heat dissipation. Stamped galvanized steel frame.

**Installation:** Designed for ceiling plenums where 2x6 joists or taller joists are used. High strength swivel hanger bars can easily be nailed to joists. Maximum hole cutout is 3 5/8". Suitable for T-grid and drop ceiling applications. See installation sheet for detailed information.

**Junction Box:** Positioned to accommodate straight conduit runs. Seven 1/2" trade size conduit knockouts, four 3/4" knockouts with pry-out knockout slots. 4 Romex pryouts with strain relief.

**Hanger Bars:** Pre-installed swivel hanger bars with TrueNail facilitate easy installation in regular lumber, engineered lumber, and laminated beams. Integral T-bar slots for easy installation in T-bars. Spans up to 24" and can be repositioned 90°. Score lines allow for tool-free hanger bar size reduction. Integral leveling flange allows for single-person installation while aligning the housings with the joists.

### Electrical:

- Input Voltage: 120V AC.
- Inherently protected.

**Emergency Backup:** The fixture becomes 120V only.

### Dimmability:

- Dimmability based on lamp.

**Lamp:** Designed for use with ELCO 3" PEX Diecast Trims and Koto™ LED module

### Listings:

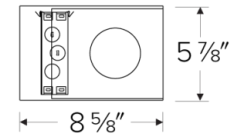
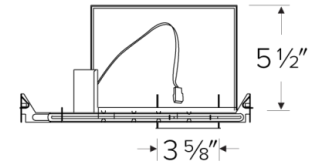
- cULus Listed for US and Canada.
- cUL Listed for Damp Location.
- cUL Listed for Wet Location with select trims.
- cUL Listed for Feed Through.
- cUL Listed for Direct Contact with Insulation and Combustible Material.
- Airtight per ASTM E-283.
- Install a JA8-2016-E lamp for Title 24 Compliance.

**Warranty:** ELCO Lighting warrants products will be free from defects in materials and workmanship for a period of 5 years.

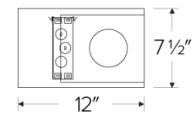
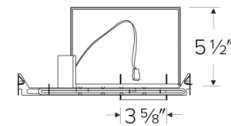
## Specifications

<b>Voltage</b>	120V
<b>Dimmable</b>	Triac/ELV

## EL386ICA



## EL386ICA-EM7



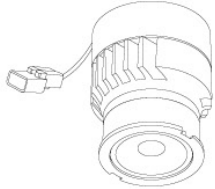
## Product Numbers

Item	Description	Voltage	Dimming
EL386ICA		120V	Triac/ELV
EL386ICA-EM7	Emergency Battery Backup	120V	Triac/ELV

# Compatible Products

For use with Dedicated 3" IC MAX. Adjustability LED Housings

## Koto™ LED Module



**Koto™ LED Module**  
ELK07, ELK09, & ELK11

PRODUCT NUMBER BUILDER					
Koto™ LED Module	Lumens	Color Temperature		Beam Angle	
ELK					
	07 750 lm	27 2700K	(blank) 38° lens (Standard)		
	09 950 lm	30 3000K	-S 18° lens		
	11 1150 lm	35 3500K	-N 25° lens		
		40 4000K	-W 60° lens		
		SD Sunset Dimming (For ELK09 & ELK11)	-FC 18° - 50° Adjustable (ELK07 Only)		

### ACCESSORIES



#### Lens

- EP731C 18° Lens
- EP732C 25° Lens
- EP733C 38° Lens
- EP734C 60° Lens

\*EP732C, EP733C, EP734C Included



#### Snoot

- L50W White
- L50B Black



#### Secondary Optics

- L45 Hex Louver
- L46 Linear Lens
- L47 Spread Louver
- L49 Frosted Lens
- L51 Color Shifter

**Koto™ LED Module with 5-CCT Switch**

**Product Number**

- ELK08CT5 825 lm
- ELK10CT5 1000 lm

## 3" Pex™ Twist-On Trims



Recommended to be used with Maximum Adjustability Housing



**Round Deep Reflector**

ELK3618

Finishes:  
(W, BB, BZ, B, C, H)



**Round Adjustable Gimbal**

ELK3629

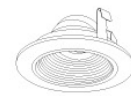
Finishes:  
(W, BB, BZ, B, C, H)



**Round Adjustable Pinhole**

ELK3627

Finishes:  
(B, BB, BZ)



**Round Adjustable Baffle**

ELK3693

Finishes:  
(W)



**Round Adj. Slot Aperture**

ELK3620

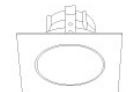
Finishes:  
(W)



**Round Adj. Wall Wash**

ELK3622

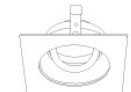
Finishes:  
(W)



**Square Deep Reflector**

ELK3318

Finishes:  
(W, BB, BZ, B, C, H)



**Square Adjustable Gimbal**

ELK3329

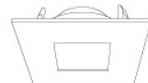
Finishes:  
(W, BB, BZ, B, C, H)



**Square Adjustable Pinhole**

ELK3327

Finishes:  
(B, BB, BZ)



**Square Reflector**

ELK3341

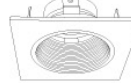
Finishes:  
(W, B, BB, BZ)



**Square Adj. Wall Wash**

ELK3322

Finishes:  
(W)



**Square Adjustable Baffle**

ELK3393

Finishes:  
(W)

\*Finishes: **W** - All White, **BB** - All Black, **BZ** - All Bronze, **B** - Black Reflector w/White Ring, **C** - Chrome Reflector w/White Ring, **H** - Haze Reflector w/White Ring

# Compatible Products

For use with Dedicated 3" IC MAX. Adjustability LED Housings

## 3" Pex™ Trimless



**Spackle Frame**

**EL3SFR**



**Adjustable Trimless Reflector**

**ELK315**

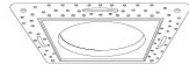
Finishes:  
(W, B, H)

## 3" Flush Mount Trim Adaptors • For use with ELK36 & ELK33 Trims



**Round Flush Mount**

**EL3FMR**



**Square Flush Mount**

**EL3FMS**

## 3" LED Light Engines



**Round Baffle**

CAT NO.	SPECIFICATIONS
EL311CT3W, BZ	9W, 700 lm, 2700K - 3500K
EL311CT5W	10W, 700 lm, 2700K - 5000K



**Round Reflector**

CAT NO.	SPECIFICATIONS
EL312CT3W, BZ	9W, 700 lm, 2700K - 3500K
EL312CT5W	10W, 710 lm, 2700K - 5000K



**Round Gimbal**

CAT NO.	SPECIFICATIONS
EL313CT3W	9W, 700 lm, 2700K - 3500K
EL313CT5W	10W, 700 lm, 2700K - 5000K



**Square Baffle**

CAT NO.	SPECIFICATIONS
EL331CT3W	12W, 700 lm, 2700K - 3500K



**Square Reflector**

CAT NO.	SPECIFICATIONS
EL33230BZ	9W, 640 lm, 3000K
EL332CT3W, BZ	9W, 700 lm, 2700K - 3500K



**Pull Down Adjustable**

CAT NO.	SPECIFICATIONS
EL39727W, BZ, N	10.8W, 800 lm, 2700K
EL39730W, B, BZ, N	10.8W, 800 lm, 3000K