

# Super Flexible LED Tape Light



Ambio™ EF26-24 is an architectural LED Tape Light. With 1.8W/ft and an industry leading 93+CRI. The product is designed to add light to coves, under cabinets and other niches while staying invisibly tucked away due to the products low profile. Factory custom cuts for hassle free projects. Standard rolls available.

## Features

- Dimmable with ELCO dimmable drivers
- Ideal for tight spaces and sharp corners
- 3M Tape backing for easy installation
- Available in custom cuts and 16 foot rolls
- Field cuttable every 4 inches
- Max run of 7 feet
- 18 LEDs per foot
- Strip width of 8mm

## Specifications

<b>Wattage</b>	1.8W
<b>Lumens</b>	200 lm
<b>Voltage</b>	24V
<b>Color Temp.</b>	6500K
<b>Lamp Type</b>	LED
<b>CRI</b>	93+

## Dimensions



## Technical Details

**Construction:** Specification grade LED Tape light with premium 3M tape backing for architectural applications. Available in custom cuts and set rolls sizes. Custom cuts are factory cuts and packaged for hassle free projects.

**Installation:** 3M tape backing allows for quick and easy adhesions to a flat surface.

**Aluminum Channels:** Compatible with ELCO: EUD31, EUD32, EUD33, EUD34, EUD35, EUD36, and EUD37.

### Electrical:

- Input Voltage: 24V DC
- Input Power: 1.8W/ft

### LED Technology:

- 18 LED's per foot, with 200 lm/ft
- Extremely accurate color rendering with 93+CRI
- Lumen Maintenance of 50,000 hours L70 Life based on LM80 standardized test results
- Available in various CCT options. For additional options please consult factory.

**Dimmability:** Dimmable with compatible 24V DC dimmable drivers

**Listings:** cUL Listed. RoHS Compliant. ENERGY STAR® Certified. California Title 24 JA8-2016- E.

## Product Number

Item	Description	Lamp type	Lumens	CCT	Watts	Voltage
<b>EF26-24CW</b>	Custom Cut	LED	200 lm	6500K	1.8W	24V

## Product Number Builder Example: EF26-24WW

Super Flexible 1.8W	-	Voltage	Color Temperature	-	Length
<input type="text" value="EF26"/>	<input type="text"/>	<input type="text" value="24 24V"/>	<input type="text" value="WW 3000K&lt;br/&gt;CW 6500K"/>	<input type="text"/>	<input type="text" value="Custom Cut&lt;br/&gt;16 ft. Reel"/>

# Compatible Products

For LED Tape Lights



## Aluminum Channels



**Shallow Mount LED Aluminum Channel**

Includes end caps, mounting clips & lens. Fits tape lights up to 12mm ( $\frac{1}{2}$ " wide

CAT NO.	SPECIFICATIONS
EUD31-8	8' Channel
EUD31-CC	Custom Cut Channel



**Deep Mount LED Aluminum Channel**

Includes end caps, mounting clips & lens. Fits tape lights up to 12mm ( $\frac{1}{2}$ " wide

CAT NO.	SPECIFICATIONS
EUD32-8	8' Channel
EUD32-CC	Custom Cut Channel



**Recessed Mount LED Aluminum Channel**

Includes end caps, mounting clips & lens. Fits tape lights up to 17mm ( $\frac{11}{16}$ " wide

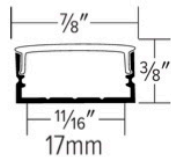
CAT NO.	SPECIFICATIONS
EUD33-8	8' Channel
EUD33-CC	Custom Cut Channel



**Square Corner Mount LED Aluminum Channel**

Includes end caps, mounting clips & lens. Fits tape lights up to 9mm ( $\frac{3}{8}$ " max

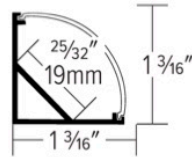
CAT NO.	SPECIFICATIONS
EUD34-8	8' Channel
EUD34-CC	Custom Cut Channel



**Surface Mount LED Aluminum Channel**

Includes end caps, mounting clips & lens. Fits tape lights up to 17mm ( $\frac{11}{16}$ " wide

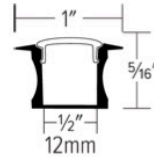
CAT NO.	SPECIFICATIONS
EUD35-8	8' Channel
EUD35-CC	Custom Cut Channel



**Round Corner Mount LED Aluminum Channel**

Includes end caps, mounting clips & lens. Fits tape lights up to 19mm ( $\frac{25}{32}$ " wide

CAT NO.	SPECIFICATIONS
EUD36-8	8' Channel
EUD36-CC	Custom Cut Channel



**Shallow Recessed Mount LED Aluminum Channel**

Includes end caps, mounting clips and lens. Fits tape lights up to 12mm ( $\frac{1}{2}$ " wide

CAT NO.	SPECIFICATIONS
EUD37-8	8' Channel
EUD37-CC	Custom Cut Channel

# Compatible Products

For Tape Lights

## LED Drivers



### Electronic Low Voltage Dimmable Driver

No minimum load.  
24V DC Output, 120V Input

CAT NO.	SPECIFICATIONS
DRVE24V60W	60W



### Magnetic Low Voltage Dimmable Driver (Small)

Indoor and outdoor use.  
24V DC Output, 120V Input  
3 1/16" W x 1 3/8" H x 6" L

CAT NO.	SPECIFICATIONS
DRVM24V20W	20W
DRVM24V40W	40W



### Magnetic Low Voltage Dimmable Driver (Medium)

Indoor and outdoor use.  
24V DC Output, 120V Input  
3 1/16" W x 2 7/8" H x 8 5/8" L

CAT NO.	SPECIFICATIONS
DRVM24V60W	60W



### Magnetic Low Voltage Dimmable Driver (Large)

Outdoor and wall mount use only  
24V DC Output, 120V Input  
4 1/8" W x 3 3/8" H x 9 1/4" L

CAT NO.	SPECIFICATIONS
DRVM24V100W	100W
DRVM24V150W	150W
DRVM24V200W	200W
DRVM24V300W	300W



### Constant Voltage LED Driver

24V DC Output, 120V-277V Input

CAT NO.	SPECIFICATIONS
DRV60W	60W
DRV100W	100W



### 0-10V Dimmable Driver

24V DC Output, 120V-277V Input

CAT NO.	SPECIFICATIONS
DRV30W-10	30W
DRV60W-10	60W
DRV96W-10	96W



### Lutron™ Hi-Lume 1% LED Driver

Continuous flicker free dimming from 100% to 1%. Inrush current limiting circuitry. 120V - 277V

CAT NO.	SPECIFICATIONS
DRVLT40W	(40W) Triac
DRVL340W	(40W) Lutron Ecosystem

### Lutron™ Hi-Lume Premiere 0.1% Dimming LED Driver

Continuous flicker free dimming from 100% to 1%. Inrush current limiting circuitry. 120V - 277V

CAT NO.	SPECIFICATIONS
DRVL396W	(96W) Lutron Ecosystem



### Dimmer with Built-in Driver

Combinational dimmer and driver in one. Single pole preset dimmer with on/off button. 24V DC Output, 120V Input

CAT NO.	SPECIFICATIONS
DIMTP2	100W