


# Pex™ 2" Square Reflector

Pex™ die-cast square trims with twist-on system for easy Koto™ Module installation



## Features

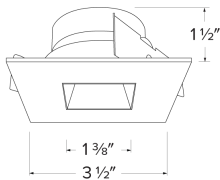
- 2" Square Reflector Trim
- Convenient twist-on design for easy installation.
- Lamp: Koto™ LED Module.
- Wet location rated.

## Technical Details

**Construction:** Diecast aluminum with a powder coated finish.

**Installation:** Twist-on design allows for easy mounting onto the Koto™ LED Module.

**Lamp:** Koto™ LED Module only.



**Dimensions:**

## Options



All White

Black w/White Trim

All Black

## Product Number

| Item     | Finish    |
|----------|-----------|
| ELK2541W | All White |

## Product Number Builder Example: ELK2541W

Pex™ 2" Square Reflector

Finish

**ELK2541**

- W** All White
- B** Black with White Trim
- BB** All Black

# Compatible Products

For use with 2" Koto™ Twist-On Trims

## Koto™ LED Module



**Koto™ LED Module**  
ELK07, ELK09, & ELK11

| PRODUCT NUMBER BUILDER |         |                                       |                                       |  |  |
|------------------------|---------|---------------------------------------|---------------------------------------|--|--|
| Koto™ LED Module       | Lumens  | Color Temperature                     | Beam Angle                            |  |  |
| ELK                    |         |                                       |                                       |  |  |
| 07                     | 750 lm  | 27 2700K                              | (blank) 38° lens (Standard)           |  |  |
| 09                     | 950 lm  | 30 3000K                              | -S 18° lens                           |  |  |
| 11                     | 1150 lm | 35 3500K                              | -N 25° lens                           |  |  |
|                        |         | 40 4000K                              | -W 60° lens                           |  |  |
|                        |         | SD Sunset Dimming (For ELK09 & ELK11) | -FC 18° - 50° Adjustable (ELK07 Only) |  |  |

### ACCESSORIES

|  |             |             |              |
|--|-------------|-------------|--------------|
|  | <b>Lens</b> |             | <b>Snoot</b> |
| <b>EP731C</b>  | 18° Lens    | <b>L50W</b> | White        |
| <b>EP732C</b>  | 25° Lens    | <b>L50B</b> | Black        |
| <b>EP733C</b>  | 38° Lens    |             |              |
| <b>EP734C</b>  | 60° Lens    |             |              |
| <small>*EP732C, EP733C, EP734C Included with standard module</small> |             |             |              |

|            |                         |
|------------|-------------------------|
|            | <b>Secondary Optics</b> |
| <b>L45</b> | Hex Louver              |
| <b>L46</b> | Linear Lens             |
| <b>L47</b> | Spread Louver           |
| <b>L49</b> | Frosted Lens            |
| <b>L51</b> | Color Shifter           |
| <b>L57</b> | White Hex Louver        |
| <b>L52</b> | Blue Lens               |
| <b>L53</b> | Pink Shifter            |

\*Standard module includes 38° installed with 25° & 60° field changeable lenses.

**Koto™ LED Module with 5-CCT Switch**

**Product Number**

|                 |                      |
|-----------------|----------------------|
| <b>ELK08CT5</b> | 825 lm, 5-CCT, 120V  |
| <b>ELK10CT5</b> | 1000 lm, 5-CCT, 120V |

**12V AC Retrofit Koto™ LED Module**

For retrofitting 4" Bi-Pin 12V AC GU5.3 Housings

**Product Number**

|                   |                        |
|-------------------|------------------------|
| <b>ELK0827-12</b> | 800 lm, 2700K, 12V AC  |
| <b>ELK0830-12</b> | 800 lm, 3000K, 12V AC  |
| <b>ELK08SD-12</b> | 800 lm, Sunset, 12V AC |

## 2" Koto™ Dedicated LED ICA Housings



2" ICA Maximum Adjustability Housing  
**New Construction**

| CAT NO.  | SPECIFICATIONS        |
|----------|-----------------------|
| EL276ICA | Maximum Adjustability |

# Compatible Products



For use with 2" Koto™ Twist-On Trims

## Koto™ Architectural LED Light Engine



**Koto™ LED Light Engine**  
ELK19 - ELK21

| PRODUCT NUMBER BUILDER |                |                                |                                       |
|------------------------|----------------|--------------------------------|---------------------------------------|
| Koto™ LED Light Engine | Lumens         | Color Temperature              | Beam Angle                            |
| ELK                    |                |                                |                                       |
| 19                     | 750 - 850 lm   | 27D 2700K                      | (blank) 38° lens (Standard)           |
| 21                     | 1100 - 1500 lm | 30D 3000K                      | -S 18° lens                           |
|                        |                | 35D 3500K                      | -N 25° lens                           |
|                        |                | 40D 4000K                      | -W 60° lens                           |
|                        |                | SD Sunset Dimming (ELK19 Only) | -FC 18° - 50° Adjustable (ELK21 Only) |

*\*Standard module includes 38° installed with 25° & 60° field changeable lenses.*

### ACCESSORIES



#### Lens

- EP731C** 18° Lens
  - EP732C** 25° Lens
  - EP733C** 38° Lens
  - EP734C** 60° Lens
- \*EP732C, EP733C, EP734C  
Included with standard module



#### Snoot

- L50W** White
- L50B** Black



#### Secondary Optics

- L45** Hex Louver
- L46** Linear Lens
- L47** Spread Louver
- L49** Frosted Lens
- L51** Color Shifter
- L57** White Hex Louver
- L52** Blue Lens
- L53** Pink Shifter

## 2" Koto™ Architectural Recessed Housings



2" Shallow Maximum Adjustability ICA Housing  
1000 lm (14.7W) w/ELK19 Series Module  
1200 lm (14.7W) w/ELK21 Series Module  
**Shallow New Construction**

| CAT NO.    | SPECIFICATIONS             |
|------------|----------------------------|
| E2LK34ICA  | 120V - Triac/ELV           |
| E2LK35ICAD | 120/277V - 0-10V/Triac/ELV |



2" Maximum Adjustability ICA Housing  
1350 lm (15.7W) w/ELK21 Series Module  
**Not for use with ELK19 Series Module**  
**New Construction**

| CAT NO.    | SPECIFICATIONS            |
|------------|---------------------------|
| E2LK41ICA  | 120V - Triac/ELV          |
| E2LK42ICAD | 120/27V - 0-10V/Triac/ELV |



2" Maximum Adjustability ICA Housing  
1500 lm (18.9W) w/ELK21 Series Module  
**Not for use with ELK19 Series Module**  
**High Lumen New Construction**

| CAT NO.    | SPECIFICATIONS            |
|------------|---------------------------|
| E2LK94ICA  | 120V - Triac/ELV          |
| E2LK95ICAD | 120/27V - 0-10V/Triac/ELV |

# Compatible Products

For use with 2" Koto™ Twist-On Trims



## Koto™ 24V DC LED Light Engine



24V DC Koto™ LED Light Engine

| PRODUCT NUMBER BUILDER |        |                   |         |
|------------------------|--------|-------------------|---------|
| Koto™ LED Light Engine | Lumens | Color Temperature | Voltage |
| ELK                    |        |                   |         |

|    |        |    |       |     |        |
|----|--------|----|-------|-----|--------|
| 08 | 800 lm | 27 | 2700K | -24 | 24V DC |
|    |        | 30 | 3000K |     |        |

*\*Standard module includes 38° installed with 25° & 60° field changeable lenses.*

### ACCESSORIES



#### Lens

#### Snoot

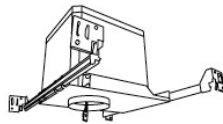
- |               |          |             |       |
|---------------|----------|-------------|-------|
| <b>EP731C</b> | 18° Lens | <b>L50W</b> | White |
| <b>EP732C</b> | 25° Lens | <b>L50B</b> | Black |
| <b>EP733C</b> | 38° Lens |             |       |
| <b>EP734C</b> | 60° Lens |             |       |
- \*EP732C, EP733C, EP734C Included with standard module



#### Secondary Optics

- |            |               |            |                  |
|------------|---------------|------------|------------------|
| <b>L45</b> | Hex Louver    | <b>L57</b> | White Hex Louver |
| <b>L46</b> | Linear Lens   | <b>L52</b> | Blue Lens        |
| <b>L47</b> | Spread Louver | <b>L53</b> | Pink Shifter     |
| <b>L49</b> | Frosted Lens  |            |                  |
| <b>L51</b> | Color Shifter |            |                  |

## 2" Koto™ Dedicated LED ICA Housings (24V DC Input)



24V DC 2" ICA Maximum Adjustability Housing  
New Construction

| CAT NO.    | SPECIFICATIONS        |
|------------|-----------------------|
| E24V276ICA | Maximum Adjustability |

*\*Requires 24V DC Transformer*