

Pex™ 2" Square Adjustable Reflector

Pex™ precision die-cast adjustable trims with twist-on system for easy Koto™ Module installation



Features

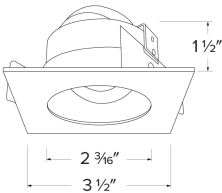
- 2" Square Adjustable Reflector.
- 358° Rotation.
- 30° tilt
- 30° tilt with E2LK Series (Architectural Koto™ Module & Housings)
- Convenient twist-on design for easy installation.
- Damp Location Rated.
- Lamp: Koto™ LED Module.

Technical Details

Construction: Diecast aluminum with a powder coated finish.

Installation: Twist-on design allows for easy mounting onto the Koto™ LED Module.

Lamp: Koto™ LED Module only.



Dimensions:

Options



All White

Black/White Trim

All Black

Product Numbers

Item	Finish
ELK2529W	All White
ELK2529B	Black with White Trim
ELK2529BB	All Black

Product Number Builder Example: ELK2529W

Pex™ 2" Square Adjustable Reflector

Finish

ELK2529

- W** All White
- B** Black with White Trim
- BB** All Black

Compatible Products

For use with 2" Koto™ Twist-On Trims

Koto™ LED Module



Koto™ LED Module
ELK07, ELK09, & ELK11

PRODUCT NUMBER BUILDER			
Koto™ LED Module	Lumens	Color Temperature	Beam Angle
ELK			
07	750 lm	27 2700K	(blank) 38° lens (Standard)
09	950 lm	30 3000K	-S 18° lens
11	1150 lm	35 3500K	-N 25° lens
		40 4000K	-W 60° lens
		SD Sunset Dimming (For ELK09 & ELK11)	-FC 18° - 50° Adjustable (ELK07 Only)

ACCESSORIES



Lens

- EP731C** 18° Lens
 - EP732C** 25° Lens
 - EP733C** 38° Lens
 - EP734C** 60° Lens
- *EP732C, EP733C, EP734C
Included with standard module



Snout

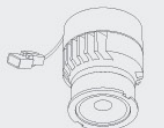
- L50W** White
- L50B** Black





Secondary Optics

- L45** Hex Louver
- L46** Linear Lens
- L47** Spread Louver
- L49** Frosted Lens
- L51** Color Shifter
- L57** White Hex Louver
- L52** Blue Lens
- L53** Pink Shifter

*Standard module includes 38° installed with 25° & 60° field changeable lenses.

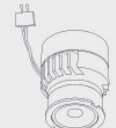


Koto™ LED Module with 5-CCT Switch

Product Number

- ELK08CT5** 825 lm, 5-CCT, 120V
- ELK10CT5** 1000 lm, 5-CCT, 120V



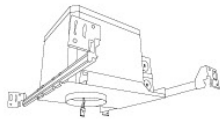
12V AC Retrofit Koto™ LED Module

For retrofitting 4" Bi-Pin 12V AC GU5.3 Housings

Product Number

- ELK0827-12** 800 lm, 2700K, 12V AC
- ELK0830-12** 800 lm, 3000K, 12V AC
- ELK08SD-12** 800 lm, Sunset, 12V AC

2" Koto™ Dedicated LED ICA Housings



2" ICA Maximum Adjustability Housing
New Construction

CAT NO.	SPECIFICATIONS
EL276ICA	Maximum Adjustability

Compatible Products

For use with 2" Koto™ Twist-On Trims

Koto™ Architectural LED Light Engine



Koto™ LED Light Engine
ELK19 - ELK21

PRODUCT NUMBER BUILDER				
Koto™ LED Light Engine	Lumens	Color Temperature	Beam Angle	
ELK				
19	750 - 850 lm	27D 2700K	(blank)	38° lens (Standard)
21	1100 - 1500 lm	30D 3000K	-S	18° lens
		35D 3500K	-N	25° lens
		40D 4000K	-W	60° lens
		SD Sunset Dimming (ELK19 Only)	-FC	18° - 50° Adjustable (ELK21 Only)

**Standard module includes 38° installed with 25° & 60° field changeable lenses.*

ACCESSORIES



Lens

- EP731C** 18° Lens
 - EP732C** 25° Lens
 - EP733C** 38° Lens
 - EP734C** 60° Lens
- *EP732C, EP733C, EP734C
Included with standard module



Snout

- L50W** White
- L50B** Black



Secondary Optics

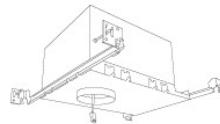
- L45** Hex Louver
- L46** Linear Lens
- L47** Spread Louver
- L49** Frosted Lens
- L51** Color Shifter
- L57** White Hex Louver
- L52** Blue Lens
- L53** Pink Shifter

2" Koto™ Architectural Recessed Housings



2" Shallow Maximum Adjustability ICA Housing
1000 lm (14.7W) w/ELK19 Series Module
1200 lm (14.7W) w/ELK21 Series Module
Shallow New Construction

CAT NO.	SPECIFICATIONS
E2LK34ICA	120V - Triac/ELV
E2LK35ICAD	120/277V - 0-10V/Triac/ELV



2" Maximum Adjustability ICA Housing
1350 lm (15.7W) w/ELK21 Series Module
Not for use with ELK19 Series Module
New Construction

CAT NO.	SPECIFICATIONS
E2LK41ICA	120V - Triac/ELV
E2LK42ICAD	120/27V - 0-10V/Triac/ELV



2" Maximum Adjustability ICA Housing
1500 lm (18.9W) w/ELK21 Series Module
Not for use with ELK19 Series Module
High Lumen New Construction

CAT NO.	SPECIFICATIONS
E2LK94ICA	120V - Triac/ELV
E2LK95ICAD	120/27V - 0-10V/Triac/ELV

Compatible Products

For use with 2" Koto™ Twist-On Trims



Koto™ 24V DC LED Light Engine



24V DC Koto™ LED Light Engine

PRODUCT NUMBER BUILDER			
Koto™ LED Light Engine	Lumens	Color Temperature	Voltage
ELK			

08	800 lm	27	2700K	-24	24V DC
		30	3000K		

**Standard module includes 38° installed with 25° & 60° field changeable lenses.*

ACCESSORIES



Lens

- EP731C 18° Lens
- EP732C 25° Lens
- EP733C 38° Lens
- EP734C 60° Lens

**EP732C, EP733C, EP734C Included with standard module*



Snoot

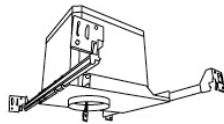
- L50W White
- L50B Black



Secondary Optics

- L45 Hex Louver
- L46 Linear Lens
- L47 Spread Louver
- L49 Frosted Lens
- L51 Color Shifter
- L57 White Hex Louver
- L52 Blue Lens
- L53 Pink Shifter

2" Koto™ Dedicated LED ICA Housings (24V DC Input)



24V DC 2" ICA Maximum Adjustability Housing
New Construction

CAT NO.	SPECIFICATIONS
E24V276ICA	Maximum Adjustability

**Requires 24V DC Transformer*