

# New Construction Frames for Oak™ Recessed



## Features

- E1LF1 (2" Cutout) New Construction frame for downlight E1L02, E1L12 & E111 series, and E1AK02 & E1AK12.
- E1LF2 (2-3/8" Cutout) New Construction frame for adjustable E1L32 & E1L22, and E1AK22 & E1AK32.
- Requires Transformer
- IC Rated with E1L02, E1L12, E1L32, E1L22

## Options

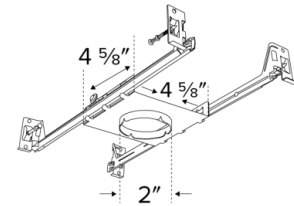


**E1LF1**



**E1LF2**

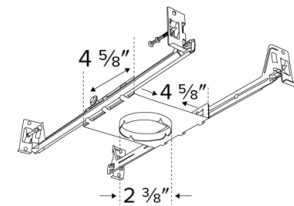
## E1LF1 Dimensions



**E1LF1**

Compatible with E1L02, E1L12 & E111F Series

## E1LF2 Dimensions



**E1LF2**

Compatible with E1L22 & E1L32 Series

## Product Numbers

Item	Description
<b>E1LF1</b>	For Recessed Oak Downlight
<b>E1LF2</b>	For Recessed Oak Adjustable

# Compatible Products



For use with 1" Oak™ IC Rated Frames

## 1" Oak™ Recessed Downlight LED Light Engines - use with E1LF1



**E1L02 Series**  
**Round Downlight**  
Finishes:  
(W, B, BZ, H, BB)



**E1L12 Series**  
**Square Downlight**  
Finishes:  
(W, B, BZ, H, BB)

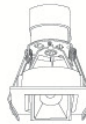


**E111**  
**Cove Light**  
Finishes:  
(W)

## 1" Oak™ Recessed Adjustable LED Light Engines - use with E1LF2



**E1L32 Series**  
**Round Gimbal**  
Finishes:  
(W, B, BZ)



**E1L22 Series**  
**Square Pull Down**  
Finishes:  
(W, B, BZ)

### PRODUCT NUMBER BUILDER

Oak™ Light Engine	Style	Beam Angle	Color Temperature	Finish
<b>E1L</b>				
<b>02</b>	Round Downlight	<b>F</b> 38° (Standard)	<b>27</b> 2700K	<b>W</b> All White
<b>12</b>	Square Downlight	<b>NF</b> 28°	<b>30</b> 3000K	<b>B</b> Black
<b>32</b>	Round Gimbal	<b>WF</b> 60°	<b>35</b> 3500K	<b>BZ</b> All Bronze
<b>22</b>	Square Pull Down		<b>40</b> 4000K	<b>H</b> Haze w/White Ring
				<b>BB</b> All Black

# Compatible Products

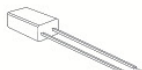
For use with 1" Oak™ Rated Frames

## 1" Oak™ 12V AC Transformers



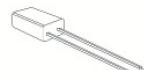
**Enclosed Electronic Transformer**

CAT NO.	SPECIFICATIONS
E1LDRV60	ELV Dimmable



**Electronic Transformer**

CAT NO.	SPECIFICATIONS
LET-60	120V Input
LET-60H	120V Input, Hatch
LET-60-277	277 Input



**0-10V Dimmable Electronic Transformer**

CAT NO.	SPECIFICATIONS
LET-60DX	120V Input
LET-60DX-277	277V Input



**Magnetic Transformer**

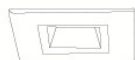
CAT NO.	SPECIFICATIONS
ETR12	50W, Daisy Chain 2-6
ETR12-20	20W, Daisy Chain 1-3

## 1" Oak™ Accessories



**Downlight Trims For E1L02 & E1L12**

CAT NO.	SPECIFICATIONS
RM1W	All White
RM1B	Black w/ White Ring
RM1BZ	All Bronze
RM1H	Haze w/ White Ring
RM1BB	All Black



**Downlight Trims For E1L02 & E1L12**

CAT NO.	SPECIFICATIONS
RM11W	All White
RM11B	Black w/ White Ring
RM11BZ	All Bronze
RM11H	Haze w/ White Ring
RM11BB	All Black



**Optional Lenses for E1L02, E1L12, & E1L32**

CAT NO.	SPECIFICATIONS
EP713C	28°
EP715C	50°