

# 8" Square LED Retrofit Insert with 5-CCT Switch

ELCO Lighting's 8" Square insert is engineered with energy-efficient LED technology that produces even illumination with an incredible 93+ CRI. Designed to be used for retrofitting 8" Square Housings with medium base socket like EL8SQ and EL8SQICA these inserts are rated for a life of 50,000 hours, and meet the Title 24 and Energy Star requirements. Suitable for IC and Non-IC housings manufactured by ELCO or others.



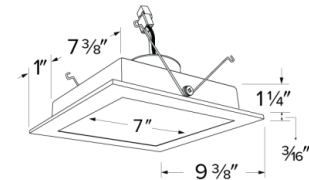
## Features

- Perfect for retrofitting existing 8" square housings
- Dimmable Square LED Retrofit.
- Includes Medium Base Adapter for retrofitting existing E26 Base housings.
- High efficacy LED arrays mounted directly to cast aluminum housing providing superior thermal management to ensure LED longevity.
- Soft white lens provides smooth lumen distribution and eliminates LED pixelation.
- Die-Cast construction provides lasting durability.
- CA Title 24, ENERGY STAR, JA8-2016.
- Life Span of 50,000 hours L70.

## Specifications

<b>Wattage</b>	19WW
<b>Lumens</b>	1460-1530 lm
<b>Voltage</b>	120V
<b>Color Temp.</b>	2700K, 3000K, 3500K, 4000K, 5000K
<b>Dimmable</b>	Triac/ELV
<b>Lamp Type</b>	LED
<b>CRI</b>	90+
<b>Wet Location</b>	Listed

## Dimensions



## Technical Details

**Optics:** Frosted polycarbonate lens diffuses light evenly throughout while reducing glare with LED Array technology.

**Construction:** For use in IC and Non-IC housings. Diecast construction for lasting quality and greater heat dissipation. High quality powder coat finish preventing rust and paint cracking.

**Installation:** Includes PSA30 medium base adapter for retrofitting existing housings. Quick connect for use with ELCO housings EL8SQICA, EL8SQ.

**Electrical:** Driver connects to 120V power supply. High Efficient driver with a power factor > 0.9. Start time of less than .75 seconds.

**LED Technology:** Extremely accurate color rendering with 93+ CRI. Lumen Maintainance of 50,000 hours L70 Life based on LM80 standardized test results. Superior Thermal Management by utilizing an integral heat sink. Instant On to Full Brightness. No LED pixelation.

**Dimmability:** Works with 120V Triac and ELV type dimmers. Dims down to 10%. For a full list of dimmers refer to the Dimmer Compatibility List.

**Listings:** cUL Listed for Wet Location. RoHS Compliant. ENERGY STAR® Certified. California Title 24 JA8-2016

**Warranty:** ELCO Products are built to last. 5-year Limited Warranty.

## Product Numbers

Item	Lamp type	Lumens	CCT	Watts	Voltage	Dimming	Finish
EL881CT5W	LED	1460-1530 lm	2700K, 3000K, 3500K, 4000K, 5000K	19W	120V	Triac/ELV	All White

# Compatible Products

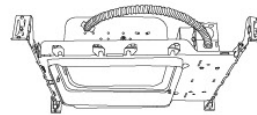
For use with **8" Square Retrofit**

## 8" Square E26 Base Housings



8" Square IC Airtight  
**New Construction**

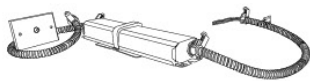
CAT NO.	SPECIFICATIONS
EL8SQICA	75W, 7 1/4" Height



8" Incandescent Square Housing  
**Single Wall**

CAT NO.	SPECIFICATIONS
EL8SQ	75W, 120V, 4 5/8" Height

## 8" Accessories



**Emergency Battery Backup**

CAT NO.	SPECIFICATIONS
KEM-LD5	8W, 120/277V



**Fire Cover**

CAT NO.	SPECIFICATIONS
FIRECVR	9 3/4" H x 17" O.D.



**Fire Enclosure**

CAT NO.	SPECIFICATIONS
FIREENCL	20 3/8" L x 14 3/8" W
FIREENCL-S	Shallow, 16" L x 14 3/8" W



**Mica Fire Tape**

CAT NO.	SPECIFICATIONS
FIRETAPE	3/4" W x 16' L



**ELCO Lighting**

# Dimmer Compatibility Chart

## 8" Square LED Inserts

For E822L1530 and EL881CT

### For Reference Only


Testing conducted by ELCO Lighting is not a substitute for and does not imply certification by an independent laboratory or any other standards certification. Refer to manufacturer specifications for more detailed information on product certifications and standards. Consult the dimmer manufacturer prior to installation to ensure compatibility.

Manufacturer	Product	Part Number	Dimmed Light Output Range
Lutron	Skylark Contour, 120V AC, 60Hz, 600W Incandescent/Halogen, Single Pole, 3-Way Indoor Application, Residential/Commercial Application	CT-603PG / CT-600PR	10% - 100%
	Diva, 120V AC, 60Hz, 600W Incandescent/Halogen, Single Pole, 3-Way, Residential/Commercial Application	DV-600PR / DV603PG	10% - 100%
	Diva, 120V, 60Hz, 150W LED/CFL, 600W Incandescent/Halogen, Single Pole, 3-Way	DVW-603PGH / DVCL-153P	10% - 100%
	Maestro, 120V, 50/60Hz, 150W LED/CFL, 600W Incandescent/Halogen, Single Pole, 3-Way	MACL-153M / TGCL-153P	10% - 100%
	Skylark, Single Pole 600W Incandescent/Halogen, Slide-to-Off Dimmer	S-600PR / S-2-LH	10% - 100%
Leviton		1A1505 / IC1605	10% - 100%
	SureSlide, 120V AC 60Hz, 600W for LED and CFL, 600W for Incandescent, Single Pole, 3-Way, Polycarbonated Housing	6631 / 6633	10% - 100%
Cooper	Decorator Dimmer, 120V 60Hz, 300W for LED and CFL, 600W for Incandescent, Single Pole, 3-Way, Polycarbonated Housing	DLC03P	10% - 100%

**\*NOTE: Refer to dimmer manufacturer’s documentation for installation instructions and circuit details**

Disclaimer: Minimum and maximum loads for LEDs and CFLs are given in number of lamps and may vary depending on the lamp being used. Testing conducted by ELCO Lighting is not a substitute for and does not imply certification by an independent laboratory or any other standards certification. Refer to manufacturer specifications for more detailed information on product certifications and standards.

Integrating our lighting with your Smart Home System is a breeze. Simply check your Smart Home system for compatible smart switches and cross reference that with our Dimming Compatibility Chart. Once the switches are integrated with your Smart Home system your lights will be ready to go.



2042 E. Vernon Ave. Vernon CA 90058 Tel 323.231.2600 Fax 323.231.3200 [elcolighting.com](http://elcolighting.com)