

6" Shallow New Construction IC Airtight Housing



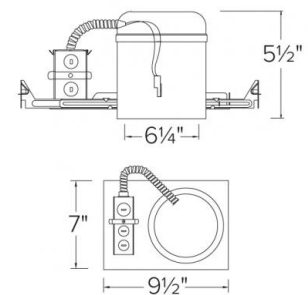
Features

- IC Airtight for direct contact with insulation.
- Transformer (EL770ICA-7 only): 277V to 120V step-down transformer.
- Meets Title 24 requirements. ENERGY STAR® Certified.
- Trims and inserts sold separately.

Specifications

| | |
|----------------------|------------------|
| Wattage | 24W MAXW |
| Voltage | 120/277V or 277V |
| Lamp Type | LED |
| Damp Location | Listed |

Dimensions



Technical Details

Construction:

- Shallow Single wall IC rated for direct contact with insulation, for use in IC or non-IC conditions.
- Housing adjusts in frame to accommodate up to 1 1/4" ceiling thickness.
- Airtight housing with gasket to restrict airflow in accordance with ASTM E-283 air-tight requirements.
- Steel housing for greater heat dissipation. Stamped galvanized steel frame.

Installation: Designed for ceiling plenums where 2x6 joists or taller joists are used. High strength hanger bars can easily be nailed to joists. Maximum hole cutout is 6 1/4". Suitable for T-grid and drop ceiling applications. See installation sheet for detailed information.

Junction Box: Positioned to accommodate straight conduit runs. Seven 1/2" trade size conduit knockouts, four 3/4" knockouts. Pry-out knockout slots. 4 Romex pryouts with strain relief.

Hanger Bars: Pre-installed hanger bars with TrueNail facilitate easy installation in regular lumber, engineered lumber, and laminated beams. Integral T-bar slots for easy installation in T-bars. Spans up to 24" and can be repositioned 90°. Score lines allow for tool-free hanger bar size reduction. Integral leveling flange allows for single-person installation while aligning the housings with the joists.

Electrical:

- Input Voltage: 120V AC.
- Inherently protected.

Trims: Compatible with ELCO 6" LED Inserts.

Dimmability: Dimmability based on lamp.

Lamp: Designed for use with ELCO 6" LED inserts, LED modules, or PSA37 with 6" MR16 trims.

Listings:

- cUL Listed for Damp Location/Wet Location with select trims.
- cUL Listed for Feed Through.
- cUL Listed for Direct Contact with Insulation and Combustible Material.
- Airtight per ASTM E-283.
- Install a JA8-2016-E lamp for Title 24 Compliance.

Warranty: ELCO Lighting warrants products will be free from defects in materials and workmanship for a period of 5 years.

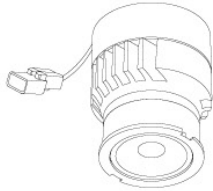
Product Numbers

| Item | Description | Lamp type | Watts | Voltage |
|---------------------|---|-----------|---------|----------|
| EL760ICA | | LED | 24W MAX | 120V |
| EL760ICA-7 | with Step-down Transformer 277V to 120V | LED | 24W MAX | 277V |
| EL760ICA-EM5 | Emergency Battery Backup | | 24W MAX | 120/277V |

Compatible Products

For use with Dedicated 6" IC LED Housings

Koto™ LED Module



Koto™ LED Module
ELK07, ELK09, & ELK11

PRODUCT NUMBER BUILDER

| Koto™ LED Module | Lumens | Color Temperature | Beam Angle |
|------------------|---------|---------------------------------------|---------------------------------------|
| ELK | | | |
| 07 | 750 lm | 27 2700K | (blank) 38° lens (Standard) |
| 09 | 950 lm | 30 3000K | -S 18° lens |
| 11 | 1150 lm | 35 3500K | -N 25° lens |
| | | 40 4000K | -W 60° lens |
| | | SD Sunset Dimming (For ELK09 & ELK11) | -FC 18° - 50° Adjustable (ELK07 Only) |

ACCESSORIES



Lens

- EP731C** 18° Lens
 - EP732C** 25° Lens
 - EP733C** 38° Lens
 - EP734C** 60° Lens
- *EP732C, EP733C, EP734C Included



Snoot

- L50W** White
- L50B** Black



Secondary Optics

- L45** Hex Louver
- L46** Linear Lens
- L47** Spread Louver
- L49** Frosted Lens
- L51** Color Shifter

Koto™ LED Module with 5-CCT Switch

Product Number

- ELK08CT5** 825 lm
- ELK10CT5** 1000 lm

6" Twist-On Trims



Pex™ Reflector

ELK6418
Finishes:
(W, BB, BZ, H)



Flexa™ Adjustable Reflector

ELK629
Finishes:
(WW, BB, BZBZ, BW, CW, HW)



Flexa™ Adjustable Baffle

ELK693
Finishes:
(WW, BB, BZBZ, BW)



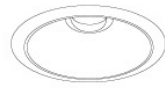
Unique™ Wall Wash

ELK6715
Finishes:
(W, BZ)



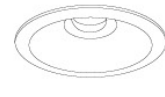
Adjustable Slot Aperture

ELK6420
Finishes:
(W)



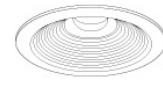
Flexa™ Reflector

ELK610
Finishes:
(WW, BB, BZBZ, BW, CC, CW, CN, HW)



Unique™ Reflector

ELK6710
Finishes:
(W, B, BZ)



Unique™ Baffle

ELK6713
Finishes:
(W, BZ)

*Finishes: **W** - All White, **WW** - All White, **B** - Black, **BB** - All Black, **BZ** - All Bronze, **CC** - All Chrome, **BZBZ** - All Bronze, **BW** - Black Reflector w/White Ring, **CW** - Chrome Reflector w/White Ring, **CN** - Chrome Reflector w/Nickel Ring, **HW** - Haze Reflector w/White Ring

Compatible Products

For use with Dedicated 6" IC LED Housings

6" LED Light Engines



Round Builder Reflector Insert

| CAT NO. | SPECIFICATIONS |
|-----------|----------------------------|
| EL65527W | 10W, 800 lm, 2700K |
| EL655CT5W | 10W, 700 lm, 2700K - 5000K |



Round Reflector

| CAT NO. | SPECIFICATIONS |
|-------------------|-------------------------------------|
| EL61527W, BZ | 10W, 800 lm, 2700K |
| EL61530W | 10W, 850 lm, 3000K |
| EL61535W | 10W, 900 lm, 3500K |
| EL61540W | 10W, 900 lm, 4000K |
| EL61550W | 10W, 950 lm, 5000K |
| EL615CT5W, BB, BZ | 12W, 850 lm - 880 lm, 2700K - 5000K |



Round Reflector

| CAT NO. | SPECIFICATIONS |
|-----------|-----------------------------|
| EL61740W | 14W, 1100 lm, 4000K |
| EL617CT5W | 17W, 1100 lm, 2700K - 5000K |



Round Reflector

| CAT NO. | SPECIFICATIONS |
|-----------|-----------------------------|
| EL62727W | 20W, 1400 lm, 2700K |
| EL627CT5W | 20W, 1400 lm, 2700K - 5000K |



Round Deep Reflector

| CAT NO. | SPECIFICATIONS |
|----------------|-----------------------------|
| EL62527W, C, H | 14W, 1000 lm, 2700K |
| EL62530C, H | 14W, 1000 lm, 3000K |
| EL62535C, H | 14W, 1100 lm, 3500K |
| EL62540C, H | 14W, 1200 lm, 4000K |
| EL625CT5W, H | 15W, 1000 lm, 2700K - 5000K |



DIMS TO WARM SCENE DIMMING TECHNOLOGY Round Reflector

| CAT NO. | SPECIFICATIONS |
|--------------|---------------------|
| EL615SDW, BZ | 10W, 750 lm, Sunset |



Round Baffle

| CAT NO. | SPECIFICATIONS |
|---------------|----------------------------|
| EL61027W | 9W, 800 lm, 2700K |
| EL61030W | 9W, 850 lm, 3000K |
| EL61040W | 9W, 900 lm, 4000K |
| EL610CT5W, BB | 12W, 880 lm, 2700K - 5000K |



Round Baffle

| CAT NO. | SPECIFICATIONS |
|-----------|-----------------------------|
| EL61140W | 14W, 1200 lm, 4000K |
| EL611CT5W | 14W, 1200 lm, 2700K - 5000K |



Round Baffle

| CAT NO. | SPECIFICATIONS |
|-----------|-----------------------------|
| EL612CT5W | 20W, 1400 lm, 2700K - 5000K |

*Finishes: **W** - All White, **BB** - All Black, **BZ** - All Bronze, **C** - Chrome w/White Ring, **H** - Haze w/White Ring

Compatible Products

For use with Dedicated 6" IC LED Housings

6" LED Light Engines



Round Adjustable Gimbal

| CAT NO. | SPECIFICATIONS |
|-------------|---------------------|
| EL61327W, B | 17W, 1100 lm, 2700K |
| EL61330W, B | 17W, 1100 lm, 3000K |



Round Gimbal

| CAT NO. | SPECIFICATIONS |
|------------------|-----------------------------|
| EL616CT3W | 13W, 950 lm, 2700K-3500K |
| EL616CT5W, B, BZ | 13W, 1000 lm, 2700K - 5000K |



Round Deep Baffle

| CAT NO. | SPECIFICATIONS |
|-----------|-----------------------------|
| EL62127W | 14W, 1000 lm, 2700K |
| EL621CT5W | 15W, 1000 lm, 2700K - 5000K |



Square Reflector

| CAT NO. | SPECIFICATIONS |
|-----------|-----------------------------|
| EL662CT5W | 16W, 1300 lm, 2700K - 5000K |



Square Baffle

| CAT NO. | SPECIFICATIONS |
|-----------|-----------------------------|
| EL661CT5W | 16W, 1300 lm, 2700K - 5000K |



Round Pull Down Adjustable

| CAT NO. | SPECIFICATIONS |
|------------------|----------------------|
| EL69727W, B, BZ, | 12.6W, 800 lm, 2700K |
| EL69730W, B, BZ, | 12.6W, 840 lm, 3000K |



Round Pull Down Adjustable (2nd Generation)

| CAT NO. | SPECIFICATIONS |
|----------------|--------------------|
| EL69727W2, BZ2 | 11W, 950 lm, 2700K |
| EL69730W2, BZ2 | 11W, 950 lm, 3000K |



Round Adjustable Reflector PAR30 Gimbal

| CAT NO. | SPECIFICATIONS |
|-----------------|-----------------------------|
| EL377CT5W, B, C | 15W, 1050 lm, 2700K - 5000K |



Round Adjustable Baffle PAR30 Gimbal

| CAT NO. | SPECIFICATIONS |
|------------------|-----------------------------|
| EL376CT5W, B, BZ | 15W, 1050 lm, 2700K - 5000K |



Round Adjustable Reflector PAR38 Gimbal

| CAT NO. | SPECIFICATIONS |
|-----------------|-----------------------------|
| EL477CT5W, B, C | 18W, 1200 lm, 2700K - 5000K |



Round Adjustable Baffle PAR38 Gimbal

| CAT NO. | SPECIFICATIONS |
|------------------|-----------------------------|
| EL476CT5W, B, BZ | 18W, 1200 lm, 2700K - 5000K |



6" Round Reflector Insert with 5-CCT Switch & 3-Lumen Switch

| CAT NO. | SPECIFICATIONS |
|---------------|---|
| EL637CT5W, BB | 14W, 18W, 24W, 1000 - 1500 - 2000 lm, 2700K - 5000K |

*Finishes: **W** - All White, **B** - Black, **B** - Black w/White Ring **BZ** - All Bronze, **C** - Chrome w/White Ring

Compatible Products

For use with Dedicated 6" IC LED Housings



6" Cedar™ LED Light Engines



Round Reflector

E610R

Finishes:

(W, B, BZ, C, G, H)



Round Drop Glass

E612R

Finishes:

(W, B, BZ, C, G, H)



Round Baffle

E614R

Finishes:

(W, B, BZ)



Round Adjustable Baffle

E616R

Finishes:

(W, B, BZ)



Round Adjustable Reflector

E617R

Finishes:

(W, B, BZ, C, H)

PRODUCT NUMBER BUILDER

| 6" LED Module & Driver | Style | Lumens | Color Temperature | Finish |
|------------------------|----------------------------|---------------------------|--------------------------|------------------------------|
| E6 | | | | |
| 10R | Round Reflector | 08 850 lm (10.5W) | 27 2700K | W All White |
| 12R | Round Drop Glass | 12 1250 lm (15.7W) | 30 3000K | B Black w/White Ring |
| 14R | Round Baffle | | 35 3500K | BZ All Bronze |
| 16R | Round Adjustable Baffle | | 40 4000K | C Chrome w/White Ring |
| 17R | Round Adjustable Reflector | | 50 5000K | G Gold w/White Ring |
| | | | SD Sunset Dimming | H Haze w/White Ring |

Compatible Products



For use with Dedicated 6" IC LED Housings

6" Ply™ 120/277V LED Inserts



Round Insert with 5-CCT and 3-Lumen Switch

EL685CT5D

Finishes:
(W, BB, CW, HW)



Round Insert

EL695

Finishes:
(DCW)

*Finishes: **W** - All White, **BB** - All Black, **H** - All Haze, **HW** - Haze w/White Ring

*Must be used with PLY™ Housings for 0-10V dimmability (EL770ICDXA, EL770RICDXA, EL76FICDXA, EL760ICDXA, EL760RICDXA).
With non-ply housing this is non-dimmable, 120-277V input only.

6" Ply™ 120/277V Adjustable LED Inserts



Round Adjustable Pull Down

EL697

Finishes:
(DXW, DXB, DXBZ)

ACCESSORIES



Interchangeable Lens
(For EL697 Series only)

EP710C 20° Beam
EP712C 60° Beam

PRODUCT NUMBER BUILDER

| 6" 120/277V Adjustable LED Inserts | Style | Color Temperature | Finish |
|------------------------------------|----------------------------|--|--|
| EL6 | 97 Round Adjustable | 27D 2700K (850 lm) 30D 3000K (900 lm) | DXW All White DXB All Black DXBZ All Bronze |

*Must be used with PLY™ Housings for 0-10V dimmability (EL770ICDXA, EL770RICDXA, EL76FICDXA, EL760ICDXA, EL760RICDXA).
With non-ply housing this is non-dimmable, 120-277V input only.

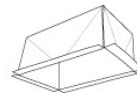
6" Accessories



Emergency Battery Backup



Fire Cover



Fire Enclosure



Mica Fire Tape

| CAT NO. | SPECIFICATIONS | CAT NO. | SPECIFICATIONS | CAT NO. | SPECIFICATIONS | CAT NO. | SPECIFICATIONS |
|---------|----------------|---------|---------------------|------------|-------------------------------|----------|----------------|
| KEM-LD5 | 8W, 120/277V | FIRECVR | 9 3/4" H x 17" O.D. | FIREENCL | 20 3/8" L x 14 3/8" W | FIRETAPE | 3/4" W x 16' L |
| | | | | FIREENCL-S | Shallow, 16" L x 14 3/8" W | | |