

6" LED IC Airtight Sloped Ceiling Single Wall New Construction Housing

ELCO Slant allows for installation in sloped ceilings ranging from 2/12 (10°) to 6/12 (26.5°). Can be used in insulated ceilings. Fits in 2" x 8" joist construction.



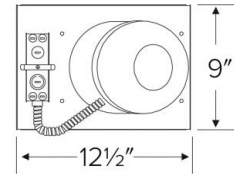
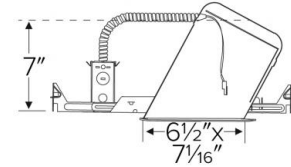
Features

- 6" Sloped New Construction Single Wall Housing.
- IC Airtight for use in insulated ceilings.
- Designed for use in 2/12 to 6/12 sloped ceiling.
- California Title 24 (JA8-2016-E).

Specifications

Wattage	24W
Voltage	120V
Damp Location	UL listed

Dimensions



Technical Details

Construction:

- IC Rated for Direct Contact with Insulation.
- Designed for use in 2/12 to 6/12 sloped ceiling.
- Housing adjusts in frame to accommodate up to 1 1/4" ceiling thickness.
- Aluminum housing for greater heat dissipation. Stamped galvanized steel frame.

Installation: Designed for ceiling plenums where 2x8 joists or taller are used. High strength hanger bars can easily be nailed to joists. Template for hole cutout is provided with each housing. Suitable for T-grid and drop ceiling applications. See installation sheet for detailed information.

Junction Box: Positioned to accommodate straight conduit runs. Seven 1/2" trade size conduit knockouts and four pry-out knockout slots for easy romex installation.

Hanger Bars: Pre-installed hanger bars with True Nail easy installation in regular lumber, engineered lumber, and Laminated Beams. Integral T-bar slots for easy installation in T-Bars. Spans up to 24" and can be repositioned 90°. Score lines allow for tool-free hanger bar size reduction. Integral leveling flange allows for single-person installation while aligning the housings with the joists.

Electrical:

- Connection is rated for 120V or 277V input.
- For 277V step down to 120V housing consult factory.

Trims: Compatible with EL713, EL714, EL715, EL716 Series LED Inserts.

Listings:

- UL Listed for Damp Location.
- UL Listed for Direct Contact with Insulation and Combustible Material.
- UL Listed for Feed Through.
- AirTight: Per ASTM E-283.
- California Title 24 (JA8-2016-E).

Warranty: ELCO Products are built to last. 5-year Limited warranty.

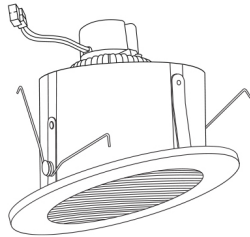
Product Numbers

Item	Watts	Voltage
EL970ICA	24W	120V

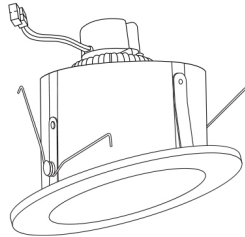
Compatible Products

For use with **6" Dedicated LED Sloped Ceiling IC Housings**

6" LED Sloped Inserts



6" LED Sloped Insert
Baffle Trim



6" LED Sloped Insert
Reflector Trim

CAT NO.	COLOR	SPECIFICATIONS
EL71327W	White	15W/1050 lm/2700K
EL71330W	White	15W/1050 lm/3000K
EL71427W	White	18W/1200 lm/2700K
EL71430W	White	18W/1200 lm/3000K
EL71327B	Black	15W/1050 lm/2700K
EL71330B	Black	15W/1050 lm/3000K
EL71427B	Black	18W/1200 lm/2700K
EL71430B	Black	18W/1200 lm/3000K
EL71327BZ	Bronze	15W/1050 lm/2700K
EL71330BZ	Bronze	15W/1050 lm/3000K
EL71427BZ	Bronze	18W/1200 lm/2700K
EL71430BZ	Bronze	18W/1200 lm/3000K

CAT NO.	COLOR	SPECIFICATIONS
EL71527W	White	15W/1050 lm/2700K
EL71530W	White	15W/1050 lm/3000K
EL71627W	White	18W/1200 lm/2700K
EL71630W	White	18W/1200 lm/3000K
EL71527B	Black	15W/1050 lm/2700K
EL71530B	Black	15W/1050 lm/3000K
EL71627B	Black	18W/1200 lm/2700K
EL71630B	Black	18W/1200 lm/3000K
EL71527C	Bronze	15W/1050 lm/2700K
EL71530C	Bronze	15W/1050 lm/3000K
EL71627C	Bronze	18W/1200 lm/2700K
EL71630C	Bronze	18W/1200 lm/3000K



Dimmer Compatibility Chart LED Sloped Ceiling

ELCO Lighting

For Reference Only

Testing conducted by ELCO Lighting is not a substitute for and does not imply certification by an independent laboratory or any other standards certification. Refer to manufacturer specifications for more detailed information on product certifications and standards. Consult the dimmer manufacturer prior to installation to ensure compatibility.

Manufacturer	Product	Part Number	Dimmed Light Output Range
Eaton	Decorator Single Pole/3-Way dimmer	DLC03P	10% - 100%
Leviton	Decora SureSlide® Single Pole Slide-To-Off with Optional Locator Light	6631	10% - 100%
	Decora SureSlide® Single Pole/3-Way with Preset ON/OFF switch and Optional Locator Light	6633	10% - 100%
	Universal Decora Dimmable LED, CFL and Incandescent SureSlide Slide Dimmer	6672	10% - 100%
	Decora SureSlide® Universal Dimmer	6674	10% - 100%
Lutron	Skylark® Contour single pole, incandescent / halogen dimmer	CT-600P	10% - 100%
	Skylark® Contour 3-way, incandescent / halogen "eco-dim" dimmer	CT-603PG	5% - 85%
	Diva® (gloss) single pole, incandescent / halogen, preset dimmer	DV-600P	10% - 100%
	Diva® (gloss) 3-way, incandescent / halogen, preset dimmer	DV-603P	10% - 100%
	Diva® (gloss) C•L single pole/3-way dimmer	DVCL-153P	5% - 86%
	Maestro® C•L single pole/3-way/multi-location dimmer	MA CL-153M	10% - 100%
	Skylark® Series Dual Slide-to-Off dimmer	S-2	10% - 100%
	Skylark® single pole, incandescent/halogen, slide-to-off dimmer	S-600	10% - 100%
	Ariadni®/Toggler® Series 150W Single Pole/3-Way dimmer	TGCL-153P	5% - 86%

*NOTE: Refer to dimmer manufacturer's documentation for installation instructions and circuit details

Disclaimer: Minimum and maximum loads for LEDs and CFLs are given in number of lamps and may vary depending on the lamp being used. Testing conducted by ELCO Lighting is not a substitute for and does not imply certification by an independent laboratory or any other standards certification. Refer to manufacturer specifications for more detailed information on product certifications and standards.