


4" Square Reflector LED Light Engine Trims



Features

- Light Engines feature premium LED COB with strong and smooth lumen output.
- Color temperatures from 2700K to 5000K or Sunset Dimming option.
- 2 at the end of the item number denotes Generation 2. Please note Gen 2 and Gen 1 are not cross compatible.

Specifications

Wattage	31W
Lumens	3000 lm
Color Temp.	3000K
Lamp Type	LED
CRI	93+
Wet Location	Listed

Options



All White



Haze/White Trim

Technical Details

Optics: Frosted polycarbonate lens diffuses light evenly throughout while reducing glare with LED technology.

Reflector Construction: Reflector is one piece, deep, self-flanged construction spun from .05" thick High Grade Aluminum. Reflector allows for minimal glare and a strong glare cut-off.

Installation: Must be installed on a Laurel System frame with compatible lumen rating. Frames are available for New Construction, Remodel and as a Retrofit Kit.

LED Technology:

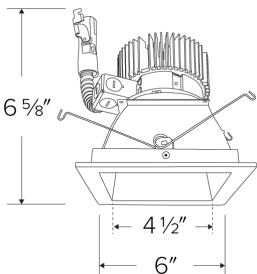
- Extremely accurate Color Rendering Index of 93+ CRI. No LED pixilation.
- Efficacy of >90 lumens per watt. Instant On to Full Brightness technology.
- Lumen Maintenance of 50,000 hours L70 Life based on LM80 standardized test results.
- Superior Thermal Management by utilizing ELCO Red heat sink.

Sunset: Sunset color temperature is our dim-to-warm LED technology that allows the color temperature to become warmer as the product is dimmed. Our SUNSET items start at 3000K and go as low as 1800K when dimmed. For Sunset dim technology be sure to order an item with "Sunset" in the Color Temperature (CCT) attribute.

Listings: cULus Listed for Wet Location. RoHS Compliant.

Warranty: ELCO Products are built to last. 5-year Limited warranty.

Dimensions



Product Number Builder

Example: E440L0827W2

ELCO 4" Square Laurel Reflector	Lumens	Color Temp.	Finish	Generation	Beam Angle
E440L					
	08 850 lm	27 2700K (Up to 3000 lm) ¹	W All White	2 Gen 2	60° lens
	12 1250 lm	30 3000K	H Haze with White Trim	1 Gen 1	-F 38° lens ¹
	16 1600 lm	35 3500K			-N 24° lens ¹
	20 2000 lm	40 4000K			-S 15° lens ¹
	30 3000 lm	50 5000K			
	40 4000 lm	SD Sunset ^{1, 2}			

¹ Available for lumen packages up to 3000 lm only

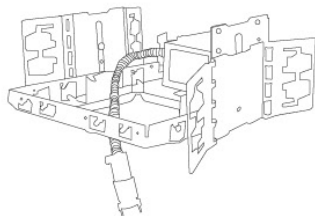
² Sunset, Dim to Warm technology, automatically transitions from 3000K to 1800K when dimmed

Compatible Products

For use with 4" Laurel™ Square Light Engines



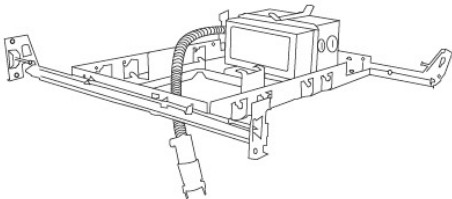
4" Laurel™ Commercial Square LED Frames



E4SQLH

4" Square Architectural Frame

* Hanger bars ordered separately



E4SQLF

4" Square Plaster Frame

PRODUCT NUMBER BUILDER

Frame Type	Voltage	Lumen	Dimming	Optional	Generation
<div>E4SQLH Architectural</div>	<div>U 120/277V</div>	<div>08 850 lm</div>	<div>D 0-10/Triac/ELV</div>	<div>EM1 Emergency Backup up to 700 lm output</div>	<div>(Blank) Gen 1</div>
<div>E4SQLF Plaster</div>		<div>12 1250 lm</div>		<div>EM2 Emergency Backup up to 1100 lm output</div>	<div>2 Gen 2</div>
		<div>16 1600 lm</div>			
		<div>20 2000 lm</div>			
		<div>30 3000 lm</div>			
		<div>40 4000 lm</div>			