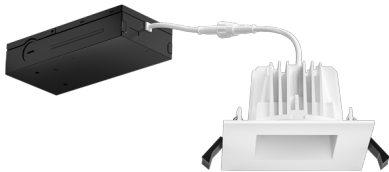


# 4" Square LED Recessed Downlights with 5-CCT Switch

Our 4" LED Recessed Downlights are designed for quick and easy installation without a housing for both new construction and remodel applications, gives you the options you are looking for in one fixture. The manual switch allows you to choose between 2700K, 3000K, 3500K, 4000K or 5000K. IC-Rated for use with direct contact with insulation.




## Features

- IC Airtight for use with direct contact to insulation.
- Designed to fit in plenums as shallow as 3".
- Eliminates the need for housing.
- New Construction application requires mounting plate or frame.
- Remodel applications require no additional accessories.
- Wet Location allows for use indoors or outdoors.
- Energy Star Certified
- Title 24 JA8-2022-E Compliant
- Includes driver and Jbox.
- For EM Backup use KEM-ERT

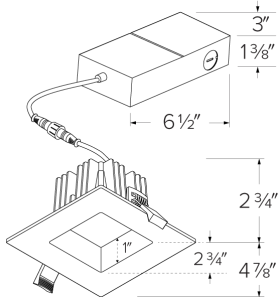
## Specifications

Wattage	10W
Lumens	1000 lm
Voltage	120V
Color Temp.	2700K, 3000K, 3500K, 4000K, 5000K
Dimmable	Triac/ELV
Lamp Type	LED
CRI	90+
Wet Location	Listed

## Options



## Dimensions



## Technical Details

**Optics:** Polycarbonate lens diffuses light evenly throughout space with no LED pixelation.

**Construction:** IC rated driver and fixture are tested and approved for direct contact with insulation. Plenum rated cable connector to connect from module to remote driver box. Isolated driver integrated inside aluminum remote box with two knockouts with slots for pryout.

**Installation:** Designed for super shallow ceiling plenums without any housing. High strength steel spring clip for easy installation. Hole cut out template provided for accurate hole size for proper trim installation. Maximum hole size should not exceed 4 1/4" for this product. Suitable installation for t-grid and drop ceiling applications.

**Electrical:** Standard input wattage is 10W.

**Dimmability:** Works with 120V Triac/ELV type dimmers. Dims down to 10%. For full list of dimmers, refer to the Dimmer Compatibility List.

**Listings:** ETL Listed for Wet Locations. IC-Rated for direct contact with insulation. Energy Star Compliant. Title 24 JA8-2022-E Compliant.

**Warranty:** 5-year limited warranty.

## Product Numbers

Item	Lamp type	Lumens	CCT	Watts	Voltage	Dimming	Finish
ERT434CT5W	LED	1000 lm	2700K, 3000K, 3500K, 4000K, 5000K	10W	120V	Triac/ELV	White
ERT434CT5BB	LED	1000 lm	2700K, 3000K, 3500K, 4000K, 5000K	10W	120V	Triac/ELV	Black

Product Number Builder

Example: ERT434CT5W

4" Square LED Recessed Downlight

Color Temp.

Finish

ERT434

CT5 2700K - 5000K

W All White

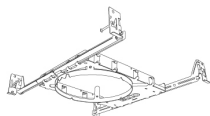
B Black

# Compatible Products

For use with 4" Elm™ System Slim Panels

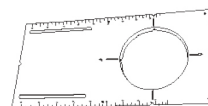


## 4" Elm™ New Construction Frames



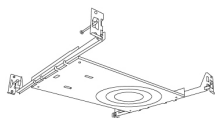
Frame with Hanger Bars  
**New Construction**

CAT NO.	SPECIFICATIONS
E4LF1 (4" Round)	8 ½" L x 6" W x 4 ¼" Opening



Round Mounting Plate  
**New Construction**

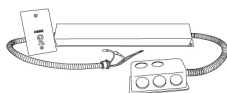
CAT NO.	SPECIFICATIONS
EMP4 (4" Round)	13 ¼" L x 6 ¼" W x 4 ⅜" Opening



Universal Frame for 2", 4" and 6" Downlights  
**New Construction**

CAT NO.	SPECIFICATIONS
E246LF1	12 ⅛" L x 7 ⅝" W

## 4" Accessories



**Emergency Battery Backup**

CAT NO.	SPECIFICATIONS
KEM-ERT	25W, 120/277V



**ELCO Lighting**

# Dimmer Compatibility Chart

## Elm™ System LED Downlights

For ERT434CT5, ERT487CT5 Series

### For Reference Only

Testing conducted by ELCO Lighting is not a substitute for and does not imply certification by an independent laboratory or any other standards certification. Refer to manufacturer specifications for more detailed information on product certifications and standards. Consult the dimmer manufacturer prior to installation to ensure compatibility.

Manufacturer	Product	Part Number	Dimmed Light Output Range
<b>For Triac/ELV Dimmers (For ERT434CT5 &amp; ERT487CT5)</b>			
Lutron	Maestro, 120V, 50/60Hz, 150W LED/CFL, Single Pole, 3-Way	MACL-153M	5% - 100%
	Diva® Series 150W Single Pole/3-Way Dimmer	DVCL-153P	1% - 100%
	Skylark Contour, 120V AC, 60Hz, 150W LED/CFL, Single Pole, 3-Way	CTCL-153P	1% - 100%
	Skylark, 120V AC 60Hz, 150W LED/CFL, Single Pole, 3-Way	SCL-153P	1% - 100%
	Caséta® Wireless Dimmer	PD-6WCL	5% - 100%
	Ariadni®/Toggler® Series 150W Single Pole/3-Way Dimmer	TGCL-153P	10% - 100%
Leviton	Decora SureSlide® Single Pole with Slide-to-Off	6672	10% - 100%
<b>For 0-10V Dimmers (For EL487CT5 Only)</b>			
Lutron	Diva®, 120/277V, 0-10V, Single Pole, 3-Way	DVSTV	5% - 100%
Leviton	Decora Illumatech®, 120/277V, 0-10V, Fluorescent/LED Load Type, Single Pole, 3-Way	IP710	5% - 100%

### \*NOTE: Refer to dimmer manufacturer's documentation for installation instructions and circuit details

Disclaimer: Minimum and maximum loads for LEDs and CFLs are given in number of lamps and may vary depending on the lamp being used. Testing conducted by ELCO Lighting is not a substitute for and does not imply certification by an independent laboratory or any other standards certification. Refer to manufacturer specifications for more detailed information on product certifications and standards.

Integrating our lighting with your Smart Home System is a breeze. Simply check your Smart Home system for compatible smart switches and cross reference that with our Dimming Compatibility Chart. Once the switches are integrated with your Smart Home system your lights will be ready to go.



2042 E. Vernon Ave. Vernon CA 90058 Tel 323.231.2600 Fax 323.231.3200 [elcolighting.com](http://elcolighting.com)