

4" Round LED Adjustable Pull-Down Insert (2nd Generation)

ELCO Lighting's G2 inserts are engineered with energy-efficient LED technology that produces even illumination with an incredible 90+ CRI. Designed to be used for New Construction, Remodel, and Retrofit applications, these inserts are rated for a life of 50,000 hours, and meet Title 24 high efficacy requirements. Suitable for IC and Non-IC housings manufactured by ELCO or others.



Features

- Fits ELCO 4" Dedicated LED Recessed Housings.
- Maximum adjustability of 80° tilt, 358° rotation.
- Includes 40° standard lens, and interchangeable 28° and 60° lens.
- Functions as a downlight, wall wash, or accent light.
- Great for lighting up artwork and spotlighting.
- Die-Cast construction provides lasting durability.
- For retrofitting on existing E26 Base housings use Medium Base Adapter (PSA30 - Not included).
- Title 24 JA8-2019 Compliant.
- Life Span of 50,000 hours L70.


Specifications

Wattage	11W
Lumens	950 lm
Voltage	120V
Color Temp.	2700K
Dimmable	Triac/ELV
Lamp Type	LED
CRI	90+
Damp Location	Listed

Options



All White



All Bronze



All Black

Technical Details

Construction: For use in IC and non-IC housings. Diecast construction for lasting quality and greater heat dissipation. High quality powder coat finish preventing rust and paint cracking.

Installation: Quick connect for use with ELCO housings EL490ICA, EL490RICA, EL48FICA. PSA30 (Medium Base Socket adapter) allows for use with EL99ICA, EL99RICA, EL99FICA, EL99A, EL99RA. PSA31 (GU10 Socket Adapter, not included) allows for use with EL49ICA, EL49A, EL49RA. PSA35 (GU24 Socket Adapter, not included) allows for use with EL99ICA-G24, EL99RICA-G24. Can be used in IC and non-IC housings.

Electrical: Driver connects to 120V power supply. High Efficiency driver with a power factor > 0.9. Ambient operating temperature -40°F (-40°C) to 104°F (40°C). Input wattage of 11W. Start time of less than .75 seconds.

LED Technology: Extremely accurate color rendering with 90+ CRI. Lumen Maintenance of 50,000 hours L70 Life based on LM80 standardized test results. Superior Thermal Management by utilizing integral heat sink. Instant On to Full Brightness. No LED pixelation.

Sunset: Sunset color temperature is our dim-to-warm LED technology that allows the color temperature to become warmer as the product is dimmed. Our SUNSET items start at 3000K and go as low as 1800K when dimmed. For Sunset dim technology be sure to order an item with "Sunset" in the Color Temperature (CCT) attribute.

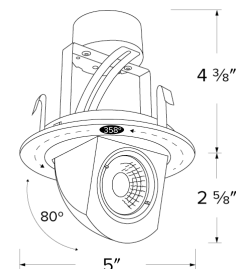
Dimmability: Works with 120V Triac and ELV type dimmers. Dims down to 10%. For full list of dimmers refer to the Dimmer Compatibility List.

Listings:

- cULus Listed for US and Canada
- cUL Listed for Damp Location.
- Title 24 JA8-2019 Compliant.

Warranty: ELCO Products are built to last with a 5-year Limited Warranty.

Dimensions



Product Number

Item	Lamp type	Lumens	CCT	Watts	Voltage	Dimming	Finish
EL49727W2	LED	950 lm	2700K	11W	120V	Triac/ELV	All White

Product Number Builder

Example: **EL49727W2**

4" Round LED Adjustable Pull-Down
Insert

EL497

Color Temp.

- 27** 2700K
- 30** 3000K
- SD** Sunset ¹

Finish

- W** All White
- BZ** All Bronze
- B** All Black

Second Generation


2

¹ Sunset, Dim to Warm technology, automatically transitions from 3000K to 1800K when dimmed

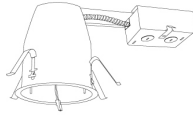
Compatible Products

For use with 4" LED inserts

4" Dedicated LED ICA Housings



4" ICA Housing
New Construction



4" ICA Housing
Remodel



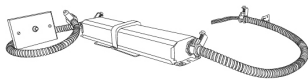
2-Hour Fire Rated ICA Housing
New Construction

CAT NO.	SPECIFICATIONS
EL490ICA	
EL490ICA-7	277V
EL490ICA-EM5	Emergency Battery Back-up (90 minutes)

CAT NO.	SPECIFICATIONS
EL490RICA	5 1/2" Height

CAT NO.	SPECIFICATIONS
EL48FICA	6 7/8" Height - 120/277V

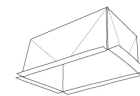
4" Accessories



Emergency Battery Backup



Fire Cover

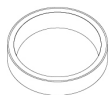


Fire Enclosure

CAT NO.	SPECIFICATIONS
KEM-LD5	25W MAX, 120/277V

CAT NO.	SPECIFICATIONS
FIRECVR	9 3/4" H x 17" O.D.

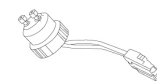
CAT NO.	SPECIFICATIONS
FIREENCL	20 3/8" L x 14 3/8" W
FIREENCL-S	Shallow, 16" L x 14 3/8" W



Mica Fire Tape



Socket Adapter



Socket Adapter

CAT NO.	SPECIFICATIONS
FIRETAPE	3/4" W x 16' L

CAT NO.	SPECIFICATIONS
PSA30	Medium Base Connector

CAT NO.	SPECIFICATIONS
PSA31	GU10 to ideal terminal connector



ELCO Lighting

Dimmer Compatibility Chart

LED Inserts

EL397/497/597/697

For Reference Only

Testing conducted by ELCO Lighting is not a substitute for and does not imply certification by an independent laboratory or any other standards certification. Refer to manufacturer specifications for more detailed information on product certifications and standards. Consult the dimmer manufacturer prior to installation to ensure compatibility.

Manufacturer	Product	Part Number	Dimmed Light Output Range
120V Only			
Cooper	ASPIRE Decorator Single Pole/3-Way Dimmer	9573WS	10% - 100%
	DEVINE Decorator Dimmer	DI06P-A-K	10% - 100%
Legrand	Adorne® Paddle 450W Single Pole/3-Way Dimmer	ADPD453L-W2	10% - 100%
Leviton	Illumatech Single Pole/3-Way Incandescent Dimmer	IPI06	10% - 100%
	Decora Sureslide Single Pole Slide-to-Off Incandescent Dimmer	6631-LW	10% - 100%
	Decora Sureslide Single Pole/3-Way Magnetic Low Voltage Dimmer	6613-PL	8% - 100%
Lutron	Skylark® Single Pole/3-Way Incandescent/Halogen "Eco-Dim" Dimmer	S-603PG	5% - 85%
	Diva® C•L Single Pole/3-Way Dimmer	DVCL-153PR	7%-100%
	Ariadni Single Pole/3-Way Dimmer	AY-600P-AL	10% - 100%
	Maestro® Incandescent/Halogen Digital Fade Dimmer	MRF2-600M-WH	10% - 100%
	Skylark® Single Pole/3-Way Incandescent/Halogen Dimmer	S-600P-AL	10% - 100%
	Diva® Single Pole Incandescent/Halogen Dimmer	DV-600P-WH	10% - 100%
	Nova® Single Pole Incandescent/Halogen Slide-to-Off Dimmer	N-600	10% - 100%
	Skylark® Single Pole Magnetic Low Voltage Dimmer	SLV-600-WH	8% - 100%
Glyder® Single Pole Magnetic Low Voltage Dimmer	GLV-600-WH	8% - 100%	

*NOTE: Refer to dimmer manufacturer's documentation for installation instructions and circuit details

Disclaimer: Minimum and maximum loads for LEDs and CFLs are given in number of lamps and may vary depending on the lamp being used. Testing conducted by ELCO Lighting is not a substitute for and does not imply certification by an independent laboratory or any other standards certification. Refer to manufacturer specifications for more detailed information on product certifications and standards.

2042 E. Vernon Ave. Vernon CA 90058 Tel 323.231.2600 Fax 323.231.3200 elcolighting.com