


# 4" LED IC Airtight Sloped Ceiling Single Wall New Construction Housing

ELCO Slant allows for installation in sloped ceilings ranging from 2/12 (10°) to 6/12 (26.5°). Can be used in insulated ceilings. Fits in 2" x 8" joist construction.



## Features

- Allows for direct contact with insulation.
- Aluminum Construction: Single Wall Housing.
- Designed for use in 2/12 to 6/12 sloped ceiling.
- California Title 24 (JA8-2016-E).

## Technical Details

### Construction:

- IC Rated for Direct Contact with Insulation.
- Designed for use in 2/12 to 6/12 sloped ceiling.
- Housing adjusts to accommodate up to 3/4" ceiling thickness.
- Aluminum housing for greater heat dissipation. Stamped galvanized steel frame.

**Installation:** Designed for ceiling plenums where 2x8 joists or taller are used. High strength hanger bars can easily be nailed to joists. Template for hole cutout is provided with each housing. Suitable for T-grid and drop ceiling applications. See installation sheet for detailed information.

**Junction Box:** Positioned to accommodate straight conduit runs. Seven 1/2" trade size conduit knockouts and four pry-out knockout slots for easy romex installation.

**Hanger Bars:** Pre-installed hanger bars with True Nail easy installation in regular lumber, engineered lumber, and Laminated Beams. Integral T-bar slots for easy installation in T-Bars. Spans up to 24" and can be repositioned 90°. Score lines allow for tool-free hanger bar size reduction. Integral leveling flange allows for single-person installation while aligning the housings with the joists.

**Electrical:** Rated for 120V input.

**Compatible Trims:** EL42330W, EL42530W.

### Listings:

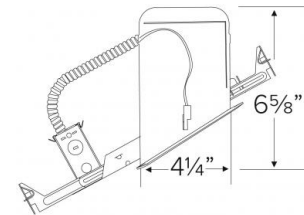
- cUL Listed for Damp Location.
- cUL Listed for Direct Contact with Insulation and Combustible Material.
- cUL Listed for Feed Through.
- AirTight Per ASTM E-283.
- California Title 24 (JA8-2016-E).

**Warranty:** ELCO Products are built to last. 5-year Limited warranty.

## Specifications

<b>Wattage</b>	14W
<b>Voltage</b>	120V
<b>Damp Location</b>	Listed

## Dimensions



## Product Numbers

Item	Watts	Voltage
EL4701CA	14W	120V

# Compatible Products

For use with 4" Dedicated LED Sloped Ceiling IC Housings

## 4" LED Sloped Inserts



4" LED Sloped Insert  
Baffle Trim

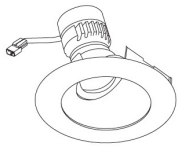


4" LED Sloped Insert  
Reflector Trim

CAT NO.	SPECIFICATIONS
EL423CT5W	White, 900 lm, 2700K-5000K
EL423CT5BZ	Bronze, 900 lm, 2700K-5000K

CAT NO.	SPECIFICATIONS
EL425CT5W	White, 900 lm, 2700K-5000K

## Koto™ LED Module & Sloped Trim



Koto™ LED  
Module  
& Sloped Trim

PRODUCT NUMBER BUILDER						
Koto™ LED Module	Lumens	Color Temperature	-	4" Round Pex™ Sloped Trim	Finish	
ELK						
07	770 - 860 lm	27	2700K	-	ELK4357 Reflector	W All White
09	940 - 1100 lm	30	3000K		ELK4347 Reflector with Clear Glass	BB All Black
11	1050 - 1260 lm	35	3500K		ELK4349 Reflector with Frosted Lens	BZ All Bronze
08 (CT5)	825 lm	40	4000K			B Black/White Ring
10 (CT5)	1000 lm	SD	Sunset (For ELK09 & ELK11)			H Haze/White Ring
13	1250 - 1400 lm	CT5	2700K - 5000K			
		HC	Human Centric (For ELK11 Only)			



# Dimmer Compatibility Chart LED Sloped Ceiling

## ELCO Lighting

### For Reference Only

Testing conducted by ELCO Lighting is not a substitute for and does not imply certification by an independent laboratory or any other standards certification. Refer to manufacturer specifications for more detailed information on product certifications and standards. Consult the dimmer manufacturer prior to installation to ensure compatibility.

Manufacturer	Product	Part Number	Dimmed Light Output Range
Eaton	Decorator Single Pole/3-Way dimmer	DLC03P	10% - 100%
Leviton	Decora SureSlide® Single Pole Slide-To-Off with Optional Locator Light	6631	10% - 100%
	Decora SureSlide® Single Pole/3-Way with Preset ON/OFF switch and Optional Locator Light	6633	10% - 100%
	Universal Decora Dimmable LED, CFL and Incandescent SureSlide Slide Dimmer	6672	10% - 100%
	Decora SureSlide® Universal Dimmer	6674	10% - 100%
Lutron	Skylark® Contour single pole, incandescent / halogen dimmer	CT-600P	10% - 100%
	Skylark® Contour 3-way, incandescent / halogen "eco-dim" dimmer	CT-603PG	5% - 85%
	Diva® (gloss) single pole, incandescent / halogen, preset dimmer	DV-600P	10% - 100%
	Diva® (gloss) 3-way, incandescent / halogen, preset dimmer	DV-603P	10% - 100%
	Diva® (gloss) C•L single pole/3-way dimmer	DVCL-153P	5% - 86%
	Maestro® C•L single pole/3-way/multi-location dimmer	MA CL-153M	10% - 100%
	Skylark® Series Dual Slide-to-Off dimmer	S-2	10% - 100%
	Skylark® single pole, incandescent/halogen, slide-to-off dimmer	S-600	10% - 100%
	Ariadni®/Toggler® Series 150W Single Pole/3-Way dimmer	TGCL-153P	5% - 86%

\*NOTE: Refer to dimmer manufacturer's documentation for installation instructions and circuit details

Disclaimer: Minimum and maximum loads for LEDs and CFLs are given in number of lamps and may vary depending on the lamp being used. Testing conducted by ELCO Lighting is not a substitute for and does not imply certification by an independent laboratory or any other standards certification. Refer to manufacturer specifications for more detailed information on product certifications and standards.