

# 4" LED Adjustable Gimbal Insert

ELCO Lighting's inserts are engineered with energy-efficient LED technology that produces even illumination with an incredible 93+ CRI. Designed to be used for New Construction, Remodel, and Retrofit applications, these inserts are rated for a life of 50,000 hours, and meet the Title 24 and Energy Star requirements. Suitable for IC and Non-IC housings manufactured by ELCO or others.



## Features

- Fits ELCO 4" Dedicated LED Recessed Housings.
- Die-Cast construction provides lasting durability.
- Medium base to quick connect adapter included (PSA30)
- 25° Tilt, 358° rotation.
- Energy Star Certified
- Title 24 JA8-2019 Compliant
- Life Span of 50,000 hours L70.

## Specifications

<b>Wattage</b>	8WW
<b>Lumens</b>	700 lm
<b>Voltage</b>	120V
<b>Color Temp.</b>	2700K, 3000K, 3500K, 4000K, 5000K
<b>Dimmable</b>	Triac/ELV
<b>Lamp Type</b>	LED
<b>Beam Angle</b>	60°
<b>CRI</b>	90+
<b>Power Factor</b>	>0.9
<b>Damp Location</b>	Listed

## Options



## Technical Details

**Optics:** Frosted polycarbonate lens diffuses light evenly throughout while reducing glare with LED Array technology.

**Construction:** For use in IC and non-IC housings. Diecast construction for lasting quality and greater heat dissipation. High quality powder coat finish preventing rust and paint cracking.

**Installation:** Includes PSA30 medium base adapter for retrofitting existing housings. Quick connect for use with ELCO housings EL490ICA, EL490RICA, EL492ICA, EL492RICA, EL48FICA. Can be used in IC and non-IC housings.

**Electrical:** Driver connects to 120V power supply. High Efficiency driver with a power factor > 0.9. Start time of less than .75 seconds.

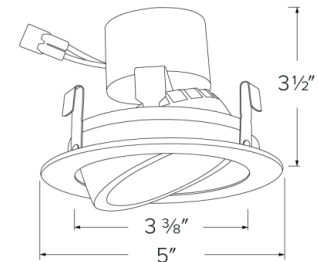
### LED Technology:

- Extremely accurate color rendering with 93+ CRI.
- Lumen Maintenance of 50,000 hours L70 Life based on LM80 standardized test results.
- Superior Thermal Management by utilizing integral heat sink.
- Instant On to Full Brightness. No LED pixellation.

**Dimmability:** Works with 120V Triac and ELV type dimmers. Dims down to 10%. For full list of dimmers refer to the Dimmer Compatibility List.

**Listings:** cUL Listed for Damp Location. RoHS Compliant. Energy Star Certified. Title 24 JA8-2019 Compliant

**Warranty:** ELCO Products are built to last with a 5-year Limited Warranty.



## Product Number

Item	Lamp type	Lumens	CCT	Watts	Voltage	Dimming	Beam Angle	Finish
EL416CT5B	LED	700 lm	2700K, 3000K, 3500K, 4000K, 5000K	8W	120V	Triac/ELV	60°	All Black

# Product Number Builder

Example: **EL416CT5W**

ELCO 4" Round Gimbal Insert

Lumens

Color Temp.

Finish

**EL416**

700 lm

**CT5** 2700K - 5000K

**HL** 1000 lm (White Only)

**W** All White


**B** All Black

**BZ** All Bronze

# Compatible Products

For use with 4" LED inserts

## 4" Dedicated LED ICA Housings



4" ICA Housing  
New Construction



4" ICA Housing  
Remodel



2-Hour Fire Rated ICA Housing  
New Construction

CAT NO.	SPECIFICATIONS
EL490ICA	
EL490ICA-7	277V
EL490ICA-EM5	Emergency Battery Back-up (90 minutes)

CAT NO.	SPECIFICATIONS
EL490RICA	5 1/2" Height

CAT NO.	SPECIFICATIONS
EL48FICA	6 7/8" Height - 120/277V

## 4" Accessories



Emergency Battery Backup



Fire Cover

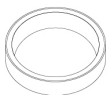


Fire Enclosure

CAT NO.	SPECIFICATIONS
KEM-LD5	25W MAX, 120/277V

CAT NO.	SPECIFICATIONS
FIRECVR	9 3/4" H x 17" O.D.

CAT NO.	SPECIFICATIONS
FIREENCL	20 3/8" L x 14 3/8" W
FIREENCL-S	Shallow, 16" L x 14 3/8" W



Mica Fire Tape



Socket Adapter



Socket Adapter

CAT NO.	SPECIFICATIONS
FIRETAPE	3/4" W x 16' L

CAT NO.	SPECIFICATIONS
PSA30	Medium Base Connector

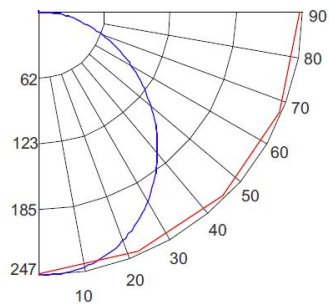
CAT NO.	SPECIFICATIONS
PSA31	GU10 to ideal terminal connector

# LED Adjustable Gimbal Insert

Multiplier: 3000K (x 1.04)

## PHOTOMETRIC REPORT

Product #: EL41627W  
 Wattage/Lumens: 8.52W/ 642 lm  
 Luminaire LPW: 75 Lm/W



## CANDLE POWER SUMMARY

Degrees Vertical	0°
0	245
5	244
15	234
25	215
35	186
45	152
55	116
65	79
75	44
85	11
90	1

## ILLUMINANCE AT A DISTANCE

Distance to Target Plane	Footcandles Beam Center	Beam Diameter
4'	15.3	10.1'
6'	6.80	15.1'
8'	3.83	20.2'
10'	2.45	25.2'

## ZONAL LUMEN SUMMARY

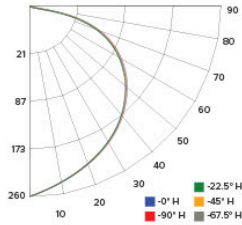
Zone	Lumens	% Luminaire
0-30°	185.62	28.90
0-40°	299.00	46.60
0-60°	510.80	79.60
0-90°	640.68	99.80

# Photometric Report

## 4" LED Adjustable Gimbal Insert

### PHOTOMETRIC REPORT

Product #: EL416CT5 @3000K  
 Wattage / Lumens: 7.9W / 675.4 lm  
 Luminaire LPW: 85.49 lm/W



### CANDLE POWER SUMMARY

Degree Vertical	0°
0	256
5	254
15	242
25	219
35	187
45	152
55	114
65	77
75	43
85	12
90	1

### ILLUMINANCE AT A DISTANCE

Distance to Target Plane	Center Beam Footcandles	Beam Diameter
4'	16.0	10.1'
6'	7.12	15.1'
8'	4.01	20.1'
10'	2.56	25.2'

### ZONAL LUMEN SUMMARY

Zone	Lumens	%Luminaire
0-30°	194.5	28.8
0-40°	313.2	46.4
0-60°	534.8	79.2
0-90°	672.2	99.5



**ELCO Lighting**

# Dimmer Compatibility Chart 4" LED Inserts

For EL416, EL441, EL442, EL446, EL447, and 497 Series

### For Reference Only

Testing conducted by ELCO Lighting is not a substitute for and does not imply certification by an independent laboratory or any other standards certification. Refer to manufacturer specifications for more detailed information on product certifications and standards. Consult the dimmer manufacturer prior to installation to ensure compatibility.

Manufacturer	Product	Part Number	Dimmed Light Output Range
Lutron	Skylark Contour, 120V AC, 60Hz, 600W Incandescent/Halogen, Single Pole, 3-Way Indoor Application, Residential/Commercial Application	CT-603PG / CT-600PR	10% - 100%
	Diva, 120V AC, 60Hz, 600W Incandescent/Halogen, Single Pole, 3-Way, Residential/Commercial Application	DV-600PR / DV603PG	10% - 100%
	Diva, 120V, 60Hz, 150W LED/CFL, 600W Incandescent/Halogen, Single Pole, 3-Way	DVW-603PGH / DVCL-153P	10% - 100%
	Maestro, 120V, 50/60Hz, 150W LED/CFL, 600W Incandescent/Halogen, Single Pole, 3-Way	MACL-153M / TGCL-153P	10% - 100%
	Skylark, Single Pole 600W Incandescent/Halogen, Slide-to-Off Dimmer	S-600PR / S-2-LH	10% - 100%
Leviton		1A1505 / IC1605	10% - 100%
	SureSlide, 120V AC 60Hz, 600W for LED and CFL, 600W for Incandescent, Single Pole, 3-Way, Polycarbonated Housing	6631 / 6633	10% - 100%
Cooper	Decorator Dimmer, 120V 60Hz, 300W for LED and CFL, 600W for Incandescent, Single Pole, 3-Way, Polycarbonated Housing	DLC03P	10% - 100%

**\*NOTE: Refer to dimmer manufacturer’s documentation for installation instructions and circuit details**

Disclaimer: Minimum and maximum loads for LEDs and CFLs are given in number of lamps and may vary depending on the lamp being used. Testing conducted by ELCO Lighting is not a substitute for and does not imply certification by an independent laboratory or any other standards certification. Refer to manufacturer specifications for more detailed information on product certifications and standards.

Integrating our lighting with your Smart Home System is a breeze. Simply check your Smart Home system for compatible smart switches and cross reference that with our Dimming Compatibility Chart. Once the switches are integrated with your Smart Home system your lights will be ready to go.



2042 E. Vernon Ave. Vernon CA 90058 Tel 323.231.2600 Fax 323.231.3200 elcolighting.com