

4" 0-10V LED Inserts with 5-CCT and 3-Lumen Switch

This unique Ply System 0-10V dimmable LED Insert gives you the options you are looking for in one fixture. Engineered with energy-efficient LED technology and with a 120/277V 0-10V dimmable driver for a budget friendly 0-10V solution. Switch to desired Color Temperature (2700K, 3000K, 3500K, 4000K or 5000K) and Lumen Output (850 lm, 1000 lm, 1500 lm) by using manual switch located on module. Designed to be used for New Construction, Remodel with ELCO Ply™ System Housings or as a retrofit with existing housings.



Features

- Manual switch to choose desired Color Temperature and Lumen Output
- 0-10V Dimmable
- 120/277V Driver
- Lumens (Wattage): 850 lm (9.5W), 1000 lm (13.5W), 1500 lm (18W)
- Soft white lens provides smooth lumen distribution and eliminates LED pixelation
- Deep set LED trim reduces glare while providing even illumination
- 90+ CRI for extremely accurate color rendering
- CA Title 24, ETL listed, ENERGY STAR, JA8-2016-E
- Life span of 50,000 hours L70
- Patent Pending

Specifications

Wattage	9.5, 13.5, 18W
Lumens	850, 1000, 1500 lm
Voltage	120/277V
Color Temp.	2700K, 3000K, 3500K, 4000K, 5000K
Dimmable	0-10V
Lamp Type	LED
CRI	90+
Wet Location	Listed

Options



All White



All Black



All Haze



Haze/White Trim

Technical Details

Optics: Frosted polycarbonate lens diffuses light evenly while reducing glare with LED technology.

Construction: For use in IC and non-IC applications. High quality powder coat prevents rust and cracking.

Installation: For use with ELCO 4" Ply™ Housings EL49FICDXA, EL49FICDXA-B, EL490ICDXA, EL490ICDXA-B, EL490ICDXA-EM5, EL490RICDXA.

Electrical: 120/277V Input. Power factor > 0.9 Start time of less than .75 seconds.

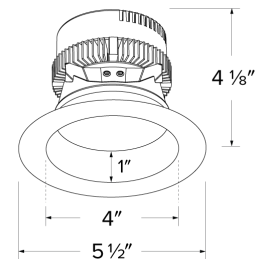
LED Technology: Extremely accurate color rendering with 93+ CRI. Lumen Maintenance of 50,000 hours L70 Life based on LM80 standardized test results. Superior Thermal Management by utilizing heat sink. Instant On to Full Brightness. No LED pixelation.

Dimmability: Works with 0-10V dimmers. Dims down to 10%. For full list of dimmers refer to the Dimmer Compatibility List. Dims with no hot spots or flickering.

Listings: cUL Listed for Wet Location. RoHS Compliant. ENERGY STAR® Certified. California Title 24 JA8-2016-E.

Warranty: ELCO Products are built to last with a 5-year Limited Warranty.

Dimensions



Product Number

Item	Lamp type	Lumens	CCT	Watts	Voltage	Dimming	Finish
EL475CT5DW	LED	850,	2700K,	9.5,	120/277V	0-10V	All White
		1000,	3000K,				
		1500 lm	3500K,				
			4000K,				
			5000K				

Product Number Builder

Example: **EL475CT5DW**

ELCO 4" LED Inserts

Color Temp.

Finish

EL475

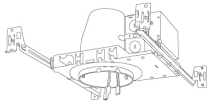
CT5 2700K-5000K

DW All White
DBB All Black
DH All Haze
DHW Haze with White Trim

Compatible Products

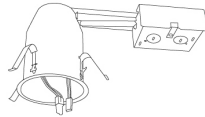
For use with **4" 0-10V LED Inserts with 5-CCT and 3-Lumen Switch**

4" 0-10V Dedicated LED Housings



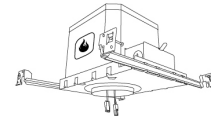
4" 0-10V Dedicated LED Housing
New Construction

CAT NO.	SPECIFICATIONS
EL490ICDXA	14W, 120/277V
EL490ICDXA-B	Butterfly Bracket
EL490ICDXA-EM5	Emergency Back-Up



4" 0-10V Dedicated LED Housing
Remodel

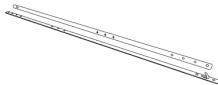
CAT NO.	SPECIFICATIONS
EL490RICDXA	14W, 120/277V



2-Hour Fire Rated
4" 0-10V Dedicated LED Housing
New Construction

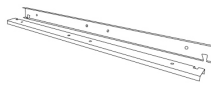
CAT NO.	SPECIFICATIONS
EL49FICDXA	7 3/4" Height - 14W, 120/277V
EL49FICDXA-B	Butterfly Bracket

4" Accessories



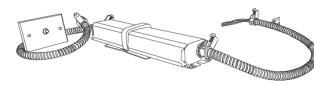
**Hanger Bars
for Butterfly Bracket**

CAT NO.	SPECIFICATIONS
FB27	Set of two 27" flat hanger bars for wood construction



**Hanger Bars
for Butterfly Bracket**

CAT NO.	SPECIFICATIONS
CH26	Set of two 26" C-Channel hanger bars for T-Bar ceiling



Emergency Battery Backup

CAT NO.	SPECIFICATIONS
KEM-LD5	25W, 120/277V



ELCO Lighting

Dimmer Compatibility Chart

0-10V Dimming LED Inserts

For EL475, EL495, EL685 and EL695 Series

For Reference Only

Testing conducted by ELCO Lighting is not a substitute for and does not imply certification by an independent laboratory or any other standards certification. Refer to manufacturer specifications for more detailed information on product certifications and standards. Consult the dimmer manufacturer prior to installation to ensure compatibility.

Manufacturer	Product	Part Number	Dimmed Light Output Range
Lutron	Diva®, 120/277V, 0-10V, Single Pole, 3-Way	DVSTV-WH	10% - 100%
	Nova T®, 120/277V, 0-10V, Single Pole, Slide-to-off	NTSTV-DV-WH	10% - 100%
Philips	Sunrise, 120/277V, 0-10V, LED/CFL, Preset Slider, 3-Way	SR1200ZTUNV	10% - 100%

***NOTE: Refer to dimmer manufacturer’s documentation for installation instructions and circuit details**

Disclaimer: Minimum and maximum loads for LEDs and CFLs are given in number of lamps and may vary depending on the lamp being used. Testing conducted by ELCO Lighting is not a substitute for and does not imply certification by an independent laboratory or any other standards certification. Refer to manufacturer specifications for more detailed information on product certifications and standards.

Integrating our lighting with your Smart Home System is a breeze. Simply check your Smart Home system for compatible smart switches and cross reference that with our Dimming Compatibility Chart. Once the switches are integrated with your Smart Home system your lights will be ready to go.



2042 E. Vernon Ave. Vernon CA 90058 Tel 323.231.2600 Fax 323.231.3200 elcolighting.com