

3" Square LED Baffle Insert

ELCO Lighting's inserts are engineered with energy-efficient LED technology that produces even illumination with an incredible 93+ CRI. Designed to be used for New Construction, Remodel, and Retrofit applications, these inserts are rated for a life of 50,000 hours, and meet the Title 24 and Energy Star requirements. Suitable for IC and Non-IC housings manufactured by ELCO or others.



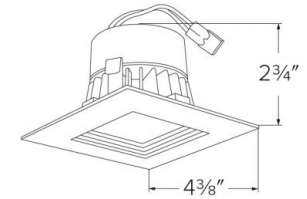
Features

- Fits ELCO 3" Dedicated LED Recessed Housings for New Construction and Remodel.
- Soft white lens provides smooth lumen distribution and eliminates LED pixelation.
- Deep set LED trim reduces glare while providing area illumination.
- Diecast construction provides lasting durability.
- Energy Star Certified
- Title 24 JA8-2019 Compliant
- Life Span of 50,000 hours L70.

Specifications

| | |
|---------------------|---|
| Wattage | 9W |
| Lumens | 675 lm - 700 lm |
| Voltage | 120V |
| Color Temp. | 2700K - 2700K, 3000K, 3500K, 4000K, 5000K |
| Dimmable | Triac/ELV |
| Lamp Type | LED |
| Beam Angle | 90° |
| CRI | 93+ |
| Wet Location | Listed |

Dimensions



Technical Details

Optics: Frosted polycarbonate lens diffuses light evenly throughout while reducing glare with LED Array technology.

Construction: For use in IC and non-IC housings. Diecast construction for lasting quality and greater heat dissipation. High quality powder coat finish preventing rust and paint cracking.

Installation: Quick connect for use with ELCO housings EL390ICA, EL390RICA, EL39FICA.

Electrical: Driver connects to 120V power supply. High Efficiency driver with a power factor > 0.9.

LED Technology:

- Extremely accurate color rendering with 93+ CRI.
- Lumen Maintenance of 50,000 hours L70 life based on LM80 standardized test results.
- Superior Thermal Management by utilizing integral heat sink.
- Instant On to Full Brightness.
- No LED pixelation.

Dimmability: Works with 120V Triac and ELV type dimmers . Dims down to 10%. For full list of dimmers refer to the Dimmer Compatibility List.

Listings:

- cUL Listed for Wet Location
- RoHS Compliant
- ENERGY STAR® Certified
- Title 24 JA8-2019 Compliant

Warranty: ELCO Products are built to last with a 5-year Limited Warranty.

Product Numbers

| Item | Lamp type | Lumens | CCT | Watts | Voltage | Dimming | Beam Angle | Finish |
|-----------|-----------|--------|-----------------------------------|-------|---------|-----------|------------|-----------|
| EL33127W | LED | 675 lm | 2700K | 9W | 120V | Triac/ELV | 90° | All White |
| EL331CT5W | LED | 700 lm | 2700K, 3000K, 3500K, 4000K, 5000K | 9W | 120V | Triac/ELV | 90° | All White |

Product Number Builder

Example: **EL33127W**

ELCO 3" Square Insert

Color Temp.

Finish

EL331

27 2700K

CT5 2700K-5000K

W All White

Compatible Products

For use with 3" LED inserts

3" Dedicated LED ICA Housings



3" ICA Maximum Adjustability Housing
New Construction

| CAT NO. | SPECIFICATIONS |
|----------|-----------------------|
| EL386ICA | Maximum Adjustability |



3" ICA Housing
New Construction

| CAT NO. | SPECIFICATIONS |
|--------------|--|
| EL390ICA | |
| EL390ICA-7 | 277V |
| EL390ICA-EM5 | Emergency Battery Back-up (90 minutes) |



3" ICA Housing
Remodel

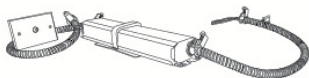
| CAT NO. | SPECIFICATIONS |
|-----------|----------------|
| EL390RICA | |



2-Hour Fire Rated 3" ICA Housing
New Construction

| CAT NO. | SPECIFICATIONS |
|------------|-----------------------------|
| EL39FICA | 7 1/2" Height - Sound Rated |
| EL39FICA-7 | 277V |

3" Accessories



Emergency Battery Backup

| CAT NO. | SPECIFICATIONS |
|---------|----------------|
| KEM-LD5 | 8W, 120/277V |



Fire Cover

| CAT NO. | SPECIFICATIONS |
|---------|---------------------|
| FIRECVR | 9 3/4" H x 17" O.D. |



Fire Enclosure

| CAT NO. | SPECIFICATIONS |
|------------|----------------------------|
| FIREENCL | 20 3/8" L x 14 3/8" W |
| FIREENCL-S | Shallow, 16" L x 14 3/8" W |



Mica Fire Tape

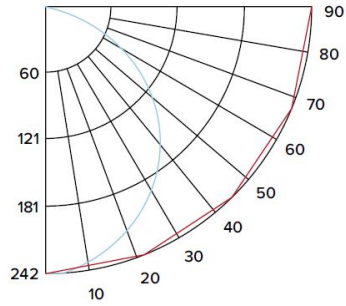
| CAT NO. | SPECIFICATIONS |
|----------|----------------|
| FIRETAPE | 3/4" W x 16' L |

LED Baffle Insert

Multiplier: 2700K (x 0.96)

PHOTOMETRIC REPORT

Product #: EL33130
 Wattage/Lumens: 8.8W/ 467 Lm
 Luminaire LPW: 53 Lm/W



CANDLE POWER SUMMARY

| Degrees Vertical | 0° |
|------------------|------|
| 0 | 241 |
| 5 | 239 |
| 15 | 226 |
| 25 | 200 |
| 35 | 159 |
| 45 | 109 |
| 55 | 62 |
| 65 | 28 |
| 75 | 9 |
| 85 | 0.54 |
| 90 | 0 |

ILLUMINANCE AT A DISTANCE

| Distance to Target Plane | Footcandles Beam Center | Beam Diameter |
|--------------------------|-------------------------|---------------|
| 4' | 15.1 | 7.4' |
| 6' | 6.69 | 11.1' |
| 8' | 3.76 | 14.7' |
| 10' | 2.41 | 18.4' |

ZONAL LUMEN SUMMARY

| Zone | Lumens | % Luminaire |
|-------|--------|-------------|
| 0-30° | 179.35 | 38.40 |
| 0-40° | 281.26 | 60.20 |
| 0-60° | 427.17 | 91.50 |
| 0-90° | 466.93 | 100.00 |



ELCO Lighting

Dimmer Compatibility Chart 3" LED Light Engines

For EL311, EL312, EL313, EL331, and EL332 Series

For Reference Only

Testing conducted by ELCO Lighting is not a substitute for and does not imply certification by an independent laboratory or any other standards certification. Refer to manufacturer specifications for more detailed information on product certifications and standards. Consult the dimmer manufacturer prior to installation to ensure compatibility.

| Manufacturer | Product | Part Number | Dimmed Light Output Range |
|--------------|--|------------------------|---------------------------|
| Lutron | Skylark Contour, 120V AC, 60Hz, 600W Incandescent/Halogen, Single Pole, 3-Way Indoor Application, Residential/Commercial Application | CT-603PG / CT-600PR | 10% - 100% |
| | Diva, 120V AC, 60Hz, 600W Incandescent/Halogen, Single Pole, 3-Way, Residential/Commercial Application | DV-600PR / DV603PG | 10% - 100% |
| | Diva, 120V, 60Hz, 150W LED/CFL, 600W Incandescent/Halogen, Single Pole, 3-Way | DVW-603PGH / DVCL-153P | 10% - 100% |
| | Maestro, 120V, 50/60Hz, 150W LED/CFL, 600W Incandescent/Halogen, Single Pole, 3-Way | MACL-153M / TGCL-153P | 10% - 100% |
| | Skylark, Single Pole 600W Incandescent/Halogen, Slide-to-Off Dimmer | S-600PR / S-2-LH | 10% - 100% |
| Leviton | | 1A1505 / IC1605 | 10% - 100% |
| | SureSlide, 120V AC 60Hz, 600W for LED and CFL, 600W for Incandescent, Single Pole, 3-Way, Polycarbonated Housing | 6631 / 6633 | 10% - 100% |
| Cooper | Decorator Dimmer, 120V 60Hz, 300W for LED and CFL, 600W for Incandescent, Single Pole, 3-Way, Polycarbonated Housing | DLC03P | 10% - 100% |

***NOTE: Refer to dimmer manufacturer's documentation for installation instructions and circuit details**

Disclaimer: Minimum and maximum loads for LEDs and CFLs are given in number of lamps and may vary depending on the lamp being used. Testing conducted by ELCO Lighting is not a substitute for and does not imply certification by an independent laboratory or any other standards certification. Refer to manufacturer specifications for more detailed information on product certifications and standards.

Integrating our lighting with your Smart Home System is a breeze. Simply check your Smart Home system for compatible smart switches and cross reference that with our Dimming Compatibility Chart. Once the switches are integrated with your Smart Home system your lights will be ready to go.



2042 E. Vernon Ave. Vernon CA 90058 Tel 323.231.2600 Fax 323.231.3200 elcolighting.com