

3" Square Adjustable Pinhole

For use with MR16 lamps with GU5.3 Bi-Pin, GU10, or PSA37.



Features

- 3" Square Adjustable Pinhole
- For use with MR16 lamps in 3" ELCO Housings
- 358° Rotation.
- 35° tilt
- Damp Location Rated.
- 4 3/8" Sq.

Technical Details

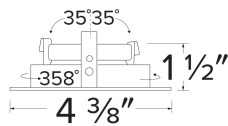
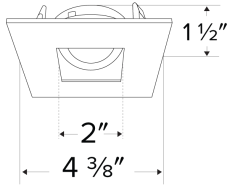
Construction: Diecast aluminum with a powder coated finish.

Installation: Clips securely mount trim into housing and keeps ring flush with ceiling.

Lamp: Compatible with LED and non-LED GU5.3 BiPin, GU10 and PSA37.


Compatible Housings:

- 3" Dedicated LED with PSA37: EL390ICA, EL390ICA-7, EL390RICA
- 3" LED Bi-Pin Low Voltage MR16 Housings with LED MR16 Bi-Pin GU5.3 Lamp: EL2699LDICA, EL2699LDICEA, EL2699LDRICA, EL2699LDRICEA
- 3" Bi-Pin Low Voltage MR16 Housings with MR16 Bi-Pin GU5.3 Lamp: EL2699ICA, EL2699ICEA, EL2699ICAS, EL2699A, EL2699EA, EL2699-277A, EL2699RA, EL2699REA, EL2699S, EL2699ES, EL2699RS, EL2699RES
- 3" LED MR16 GU10 Housings for Use with GU10 LED Lamp: EL39LDICA, EL39LDICA-7, EL39LDRICA
- 3" MR16 GU10 Housings for use with GU10 MR16 Lamp: EL39ICA, EL39A, EL39RA



Dimensions:

Options



Black with White Trim



All Black

Product Number

Item	Finish
EL33MR27BB	All Black

Product Number Builder Example: EL33MR27B

3" Square Adjustable Pinhole

Finish

EL33MR27

B

B Black with White Trim

BB All Black