

3" Round LED Baffle Insert

ELCO Lighting's inserts are engineered with energy-efficient LED technology that produces even illumination with an incredible 93+ CRI. Designed to be used for New Construction, Remodel, and Retrofit applications, these inserts are rated for a life of 50,000 hours, and meet the Title 24 and Energy Star requirements. Suitable for IC and Non-IC housings manufactured by ELCO or others.



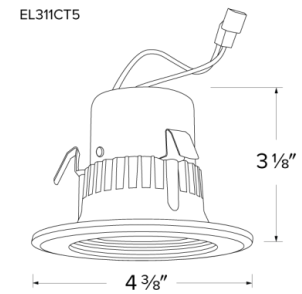
Features

- Fits ELCO 3" Dedicated LED Recessed Housings for New Construction and Remodel.
- Soft white lens provides smooth lumen distribution and eliminates LED pixelation.
- Deep set LED trim reduces glare while providing area illumination.
- Diecast construction provides lasting durability.
- Energy Star Certified
- Title 24 JA8-2019 Compliant
- Life Span of 50,000 hours L70.

Specifications

Wattage	10WW
Lumens	710 lm
Voltage	120V
Color Temp.	2700K, 3000K, 3500K, 4000K, 5000K
Dimmable	Triac/ELV
Lamp Type	LED
CRI	93+
Wet Location	Listed

EL311CT5



Technical Details

Optics: Frosted polycarbonate lens diffuses light evenly throughout while reducing glare with LED Array technology.

Construction: For use in IC and non-IC housings. Diecast construction for lasting quality and greater heat dissipation. High quality powder coat finish preventing rust and paint cracking.

Installation: Quick connect for use with ELCO housings EL390ICA, EL390RICA, EL39FICA.

Electrical: Driver connects to 120V power supply. High Efficiency driver with a power factor > 0.9.

LED Technology:

- Extremely accurate color rendering with 93+ CRI.
- Lumen Maintenance of 50,000 hours L70 life based on LM80 standardized test results.
- Superior Thermal Management by utilizing integral heat sink.
- Instant On to Full Brightness.
- No LED pixelation.

Dimmability: Works with 120V Triac and ELV type dimmers . Dims down to 10%. For full list of dimmers refer to the Dimmer Compatibility List.

Listings:

- cUL Listed 1598 Luminaire
- cUL Listed for Wet Location
- RoHS Compliant
- Energy Star Certified
- Title 24 JA8-2019 Compliant

Warranty: ELCO Products are built to last with a 5-year Limited Warranty.

Product Numbers

Item	Lamp type	Lumens	CCT	Watts	Voltage	Dimming	Finish
EL311CT5W	LED	710 lm	2700K, 3000K, 3500K, 4000K, 5000K	10W	120V	Triac/ELV	All White

Product Number Builder

Example: **EL311CT5W**

ELCO 3" Round Insert

Color Temp.

Finish

EL311

CT5 2700K - 5000K

W All White

Compatible Products



For use with 3" LED inserts

3" Dedicated LED ICA Housings



3" ICA Maximum Adjustability Housing
New Construction

CAT NO.	SPECIFICATIONS
EL386ICA	Maximum Adjustability



3" ICA Housing
New Construction

CAT NO.	SPECIFICATIONS
EL390ICA	
EL390ICA-7	277V
EL390ICA-EM5	Emergency Battery Back-up (90 minutes)



3" ICA Housing
Remodel

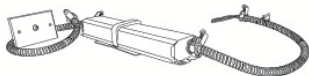
CAT NO.	SPECIFICATIONS
EL390RICA	



2-Hour Fire Rated 3" ICA Housing
New Construction

CAT NO.	SPECIFICATIONS
EL39FICA	7 1/2" Height - Sound Rated
EL39FICA-7	277V

3" Accessories



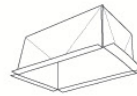
Emergency Battery Backup

CAT NO.	SPECIFICATIONS
KEM-LD5	8W, 120/277V



Fire Cover

CAT NO.	SPECIFICATIONS
FIRECVR	9 3/4" H x 17" O.D.



Fire Enclosure

CAT NO.	SPECIFICATIONS
FIREENCL	20 3/8" L x 14 3/8" W
FIREENCL-S	Shallow, 16" L x 14 3/8" W



Mica Fire Tape

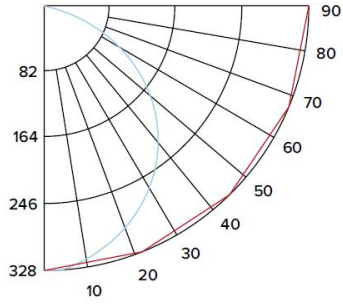
CAT NO.	SPECIFICATIONS
FIRETAPE	3/4" W x 16' L

LED Baffle Insert

Multiplier: 3000K (x 1.04)

PHOTOMETRIC REPORT

Product #: EL31127
 Wattage/Lumens: 8.1W/ 683 Lm
 Luminaire LPW: 84 Lm/W



CANDLE POWER SUMMARY

Degrees Vertical	0°
0	328
5	325
15	309
25	277
35	228
45	166
55	104
65	51
75	15
85	3.99
90	0.09

ILLUMINANCE AT A DISTANCE

Distance to Target Plane	Footcandles Beam Center	Beam Diameter
4'	20.5	8.1'
6'	9.10	12.2'
8'	5.12	16.3'
10'	3.28	20.3'

ZONAL LUMEN SUMMARY

Zone	Lumens	% Luminaire
0-30°	245.48	35.90
0-40°	387.91	56.80
0-60°	609.91	89.20
0-90°	683.40	100.00



ELCO Lighting

Dimmer Compatibility Chart

3" LED Light Engines

For EL311, EL312, EL313, EL331, and EL332 Series

For Reference Only

Testing conducted by ELCO Lighting is not a substitute for and does not imply certification by an independent laboratory or any other standards certification. Refer to manufacturer specifications for more detailed information on product certifications and standards. Consult the dimmer manufacturer prior to installation to ensure compatibility.

Manufacturer	Product	Part Number	Dimmed Light Output Range
Lutron	Skylark Contour, 120V AC, 60Hz, 600W Incandescent/Halogen, Single Pole, 3-Way Indoor Application, Residential/Commercial Application	CT-603PG / CT-600PR	10% - 100%
	Diva, 120V AC, 60Hz, 600W Incandescent/Halogen, Single Pole, 3-Way, Residential/Commercial Application	DV-600PR / DV603PG	10% - 100%
	Diva, 120V, 60Hz, 150W LED/CFL, 600W Incandescent/Halogen, Single Pole, 3-Way	DVW-603PGH / DVCL-153P	10% - 100%
	Maestro, 120V, 50/60Hz, 150W LED/CFL, 600W Incandescent/Halogen, Single Pole, 3-Way	MACL-153M / TGCL-153P	10% - 100%
	Skylark, Single Pole 600W Incandescent/Halogen, Slide-to-Off Dimmer	S-600PR / S-2-LH	10% - 100%
Leviton		1A1505 / IC1605	10% - 100%
	SureSlide, 120V AC 60Hz, 600W for LED and CFL, 600W for Incandescent, Single Pole, 3-Way, Polycarbonated Housing	6631 / 6633	10% - 100%
Cooper	Decorator Dimmer, 120V 60Hz, 300W for LED and CFL, 600W for Incandescent, Single Pole, 3-Way, Polycarbonated Housing	DLC03P	10% - 100%

***NOTE: Refer to dimmer manufacturer's documentation for installation instructions and circuit details**

Disclaimer: Minimum and maximum loads for LEDs and CFLs are given in number of lamps and may vary depending on the lamp being used. Testing conducted by ELCO Lighting is not a substitute for and does not imply certification by an independent laboratory or any other standards certification. Refer to manufacturer specifications for more detailed information on product certifications and standards.

Integrating our lighting with your Smart Home System is a breeze. Simply check your Smart Home system for compatible smart switches and cross reference that with our Dimming Compatibility Chart. Once the switches are integrated with your Smart Home system your lights will be ready to go.



2042 E. Vernon Ave. Vernon CA 90058 Tel 323.231.2600 Fax 323.231.3200 elcolighting.com