

3" IC Airtight New Construction Housing for Architectural Koto™ LED Engine



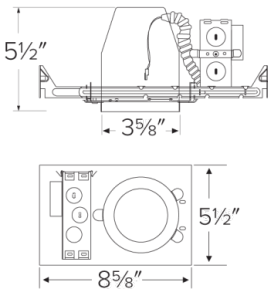
Features

- IC Airtight for direct contact with insulation.
- Koto™ Architectural Housing: 120/277V 0-10V/Triac/ELV or 120V Triac/ELV with optional Emergency Battery Backup.
- Must be used with Architectural Koto™ LED Light Engines (ELK19, ELK21, or ELK24 Series).
- Lumen output based on module

Specifications

| | |
|----------|---|
| Wattage | 12.5W |
| Lumens | 750 (ELK19) - 950 (ELK21) - 1100 (ELK24) lm |
| Voltage | 120V |
| Dimmable | Triac/ELV |

Dimensions



Technical Details

Lamp: Designed for use with ELCO Architectural Koto™ LED Light Engines (ELK19, ELK21, or ELK24 Series).

Construction: Single wall IC rated for direct contact with insulation, for use in IC or non-IC conditions. Housing adjusts in frame to accommodate up to 1 1/2" ceiling thickness. Airtight housing with gasket to restrict airflow in accordance with ASTM E-283 air-tight requirements.

Installation: Designed for ceiling plenums where 2x6 joists or taller joists are used. High strength hanger bars can easily be nailed to joists. Maximum hole cutout is 3 5/8". Suitable for t-grid and drop ceiling applications. See installation sheet for detailed information.

Junction Box: Positioned to accommodate straight conduit runs. Seven 1/2" trade size conduit knockouts, four 3/4" knockouts. Pry-out knockout slots. 4 Romex pryouts with strain relief.

Hanger Bars: Pre-installed hanger bars with True Nail facilitate easy installation in regular lumber, engineered lumber, and laminated beams. Integral T-bar slots for easy installation in T-bars. Spans up to 24" and can be repositioned 90°. Score lines allow for tool-free hanger bar size reduction. Integral leveling flange allows for single-person installation while aligning the housings with the joists.

Electrical: Input Voltage: 120V or 120/277V. **Dimmability:** Triac/ELV or 0-10V/Triac/ELV

Listings: cUL Listed for Damp Location. cUL Listed for Wet Location with select trims. cUL Listed for Feed Through. cUL Listed for Direct Contact with Insulation and Combustible Material. Airtight per ASTM E-283. Install a JA8-2016-E lamp/luminaire for Title 24 Compliance.

Warranty: ELCO Lighting warrants products will be free from defects in materials and workmanship for a period of 5 years.

Product Number

| Item | Description | Lumens | Watts | Voltage | Dimming |
|-----------|------------------|---|-------|---------|-----------|
| E3LK65ICA | New Construction | 750 (ELK19) - 950 (ELK21) - 1100 (ELK24) lm | 12.5W | 120V | Triac/ELV |

Product Number Builder

Example: E3LK65ICA

| 3" Koto™ Standard ICA Housing | Voltage | Dimming |
|-------------------------------|--------------------------|----------------------|
| E3LK | | |
| | 65 120V ¹ | ICA Triac/ELV |
| | 66 120/277V ² | ICAD 0-10V/Triac/ELV |

¹ Available as 120V, Triac/ELV only

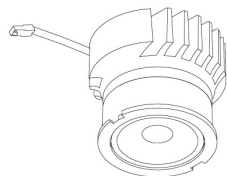
² Available as 120/277V, 0-10V/Triac/ELV only

Compatible Products

For use with Dedicated 3" Architectural ICA LED Housings



Koto™ Architectural LED Light Engine



Koto™ LED Light Engine
ELK19, ELK21 & ELK24

| PRODUCT NUMBER BUILDER | | | |
|------------------------|-----------------|--------------------------------|---------------------------------------|
| Koto™ LED Light Engine | Lumens | Color Temperature | Beam Angle |
| ELK | | | |
| 19 | 750 - 850 lm* | 27D 2700K | (blank) 38° lens (Standard) |
| 21 | 1100 - 1500 lm* | 30D 3000K | -S 18° lens |
| 24 | 1100 - 1800 lm* | 35D 3500K | -N 25° lens |
| | | 40D 4000K | -W 60° lens |
| | | SD Sunset Dimming (ELK19 Only) | -FC 18° - 50° Adjustable (ELK21 Only) |

*Wattage based on housing.

ACCESSORIES



Lens

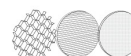
| | |
|--------|----------|
| EP731C | 18° Lens |
| EP732C | 25° Lens |
| EP733C | 38° Lens |
| EP734C | 60° Lens |

*EP732C, EP733C, EP734C Included



Reflectors

| | |
|--------|-----|
| EP735C | 15° |
| EP736C | 25° |
| EP737C | 38° |
| EP738C | 60° |



Secondary Optics

| | |
|-----|---------------|
| L45 | Hex Louver |
| L46 | Linear Lens |
| L47 | Spread Louver |
| L49 | Frosted Lens |
| L50 | Color Shifter |

3" Pex™ Twist-&-Lock Trims



Deep Reflector

ELK3618

Finishes:

(W, BB, BZ, B, C, H)



Adjustable Gimbal

ELK3629

Finishes:

(W, BB, BZ, B, C, H)

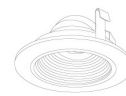


Adjustable Pinhole

ELK3627

Finishes:

(B, BB, BZ)

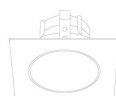


Adjustable Baffle

ELK3693

Finishes:

(W)

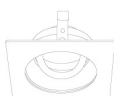


Sq. Deep Reflector

ELK3318

Finishes:

(W, BB, BZ, B, C, H)

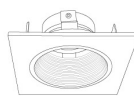


Sq. Adjustable Gimbal

ELK3329

Finishes:

(W, BB, BZ, B, C, H)



Sq. Adjustable Baffle

ELK3393

Finishes:

(W)



Sq. Adjustable Pinhole

ELK3327

Finishes:

(B, BB, BZ)

*Finishes: **W** - All White, **BB** - All Black, **BZ** - All Bronze, **B** - Black Reflector w/White Ring, **C** - Chrome Reflector w/White Ring, **H** - Haze Reflector w/White Ring