

2" Square LED High-Lumen Baffle Light Engine



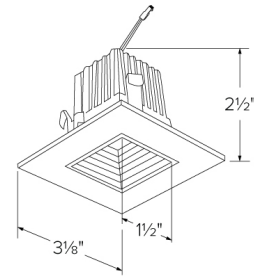
Features

- Suitable for use in fixtures installed in insulated ceilings.
- Suitable for new construction and remodel housings.
- Suitable for installation into ELCO 2" recessed fixtures with 2-wire connector.
- Diecast construction provides lasting durability.
- Energy Star Certified.
- Title 24 JA8-2019 Compliant.

Specifications

Wattage	11W
Lumens	800 lm
Color Temp.	SunsetK
Lamp Type	LED
Beam Angle	36°
CRI	93+
Wet Location	Listed

Dimensions



Technical Details

Optics: PC Lens for even lumen distribution.

Construction: Diecast construction for lasting quality and greater heat dissipation. High quality powder coat finish preventing rust and paint cracking.

Installation: Must be installed in ELCO 2" Alder System housing; E2AJU12ICA, E2LCU86ICA, E2LCU86RICA, E2LC185ICA, E2LC185RICA.

LED Technology:

- Extremely accurate color rendering with 93+ CRI.
- Efficacy of max. 102 lumens per watt.
- Lumen Maintenance of 50,000 hours L70 based on LM80 standardized test results.
- Superior Thermal Management by utilizing aluminum body as heat sink.

Sunset: Sunset color temperature is our dim-to-warm LED technology that allows the color temperature to become warmer as the product is dimmed. Our SUNSET items start at 3000K and go as low as 1800K when dimmed. For Sunset dim technology be sure to order an item with "Sunset" in the Color Temperature (CCT) attribute.

Listings: cUL Listed for Wet Location. ENERGY STAR® Certified. Title 24 JA8-2019 Compliant.

Warranty: ELCO Products are built to last with a 5-year Limited warranty.

Product Number

Item	Lamp type	Lumens	CCT	Watts	Beam Angle	Finish
E215C185DW	LED	800 lm	SunsetK	11W	36°	All White

Product Number Builder

Example: **E215C1827W**

ELCO 2" Light Engines

Color Temp.

Finish

E215C18

- 27** 2700K
- 30** 3000K
- 35** 3500K
- 40** 4000K
- SD** Sunset ¹

W All White

¹ Sunset, Dim to Warm technology, automatically transitions from 3000K to 1800K when dimmed

Compatible Products

For use 2" High Lumen LED Light Engines

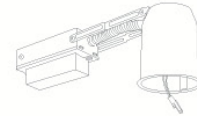
2" Alder™ IC Airtight High Tech LED Housings



2" Double Wall IC Rated for max. R-60 spray foam insulation
New Construction



2" Single Wall IC Housing
New Construction



2" Single Wall IC Housing
Remodel

CAT NO.	SPECIFICATIONS
E2AJU12ICA	11W, 120/277V, Triac/ELV/0-10V

CAT NO.	SPECIFICATIONS
E2LCU86ICA	11W, 120/277V, Triac/ELV/0-10V
E2LC185ICA	11W, 120V, Triac/ELV

CAT NO.	SPECIFICATIONS
E2LCU86RICA	11W, 120/277V, Triac/ELV/0-10V
E2LC185RICA	11W, 120V, Triac/ELV

2" Alder™ Accessories



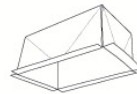
Emergency Battery Backup

CAT NO.	SPECIFICATIONS
KEM-LD3	8W, Up to 750 lm
KEM-LD4	12W, Up to 1100 lm



Fire Cover

CAT NO.	SPECIFICATIONS
FIRECVR	9 3/4" H x 17" O.D.



Fire Enclosure

CAT NO.	SPECIFICATIONS
FIREENCL	20 3/8" L x 14 3/8" W
FIREENCL-S	Shallow, 16" L x 14 3/8" W



Mica Fire Tape

CAT NO.	SPECIFICATIONS
FIRETAPE	3/4" W x 16' L

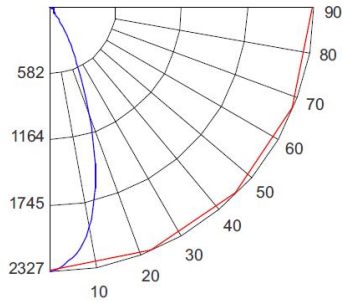
*Driver included for all housings

2" Square LED High Lumen Baffle Light Engine

Multiplier: 2700K (x 0.96), 3500K (x 1.04), 4000K (x 1.08)

PHOTOMETRIC REPORT

Product #: E215C1830
 Wattage/Lumens: 10.4W/ 1056 lm
 Luminaire LPW: 102 Lm/W



CANDLE POWER SUMMARY

Degrees Vertical	0°
0	2326
5	2206
15	1483
25	490
35	71
45	37
55	29
65	20
75	11
85	2
90	0

ILLUMINANCE AT A DISTANCE

Distance to Target Plane	Footcandles Beam Center	Beam Diameter
4'	145	2.6'
6'	64.6	4.0'
8'	36.3	5.3'
10'	23.3	6.6'

ZONAL LUMEN SUMMARY

Zone	Lumens	% Luminaire
0-30°	884.42	83.80
0-40°	964.93	91.40
0-60°	1020.57	96.60
0-90°	1054.75	99.90



ELCO Lighting

Dimmer Compatibility Chart for The Alder™ System

High Tech 0-10V/ TRIAC/ ELV

For Reference Only

Testing conducted by ELCO Lighting is not a substitute for and does not imply certification by an independent laboratory or any other standards certification. Refer to manufacturer specifications for more detailed information on product certifications and standards. Consult the dimmer manufacturer prior to installation to ensure compatibility.

Manufacturer	Product	Part Number	Dimmed Light Output Range
Triac/ELV Type Dimmers			
Eaton	AL Series, Decorator Single-Pole/3-Way Preset Dimmer	DAL06P	10% - 100%
	DEVINE Decorator, Single Pole/3-Way Dimmer	DLC03P	10% - 100%
	SKYE Slide, Single-Pole/3-Way Preset Dimmer	SLC03P	10% - 100%
Leviton	Decora 4-Level Step Electro-Mechanical Incandescent Dimmer	6161-W	10% - 100%
	Decora Incandescent Dimmer, Single Pole Slide-to-Off with Optional Locator Light	6631-L	10% - 100%
	Decora Incandescent Dimmer, Single Pole/3-Way with Preset ON/OFF Switch	6633-PL	10% - 100%
	Trimatron Deluxe 3-Way Electro-Mechanical Incandescent Rotary Dimmer with Push ON/OFF	6683-IW	10% - 100%
	Decora Incandescent Dimmer with LED Locator	IPI06-1L	10% - 100%
	Decora Single-Pole/3-Way, IllumaTech Preset Electro-Mechanical Electronic Low-Voltage Slide Dimmer	IPE04-1L	10% - 100%
	Vizia+ Electronic Low Voltage Dimmer with LED Locator and Brightness Display: Neutral Required	VPE06-1L	10% - 100%
Lightolier	Sunrise Quiet Electronic Low Voltage Dimmer	ZP260QE	10% - 100%
Lutron	Skylark Contour® Single Pole/3-Way Incandescent/Halogen or Magnetic Low Voltage, Preset Dimmer	CT-103P	10% - 100%
	Diva® Series Single Pole Dimmer	DV-600P	10% - 100%
	Diva® Series 150W Single Pole/3-Way Dimmer	DVCL-153P	5% - 86%
	Diva® (gloss) 3-Way, Electronic Low Voltage Dimmer	DVELV-303P	10% - 100%
	Faetra® Single Pole, Electronic Low Voltage Dimmer	FAELV-500	10% - 100%
	Lumea® Gloss Single Pole, Incandescent/Halogen, Preset Dimmer	LG-600PH	10% - 100%
	Maestro® (Gloss) Single Pole/Multi-Location, Electronic Low Voltage Dimmer	MAELV-600	10% - 100%
	Skylark® Series 600W Single Pole	S-600P	10% - 100%
	Skylark® Single Pole/3-Way, Incandescent/Halogen, Preset, "Eco-Dim" Dimmer	S-603PG	5% - 85%
	Skylark® 300W, Single Pole, Electronic Low Voltage, Preset Dimmer	SELV-300P	10% - 100%
	Ariadni®/Toggler® Single Pole, Incandescent/Halogen Dimmer	TG-600P	10% - 100%
	Ariadni®/Toggler® Series 150W Single Pole/3-Way Dimmer	TGCL-153P	5% - 86%
0 – 10V Type Dimmers			
Lutron	Diva® (Gloss) Single Pole. Must be used with power pack model PP-DV (120-277V) or PP-347H (347V)	DVTV	10% - 100%
	Nova® Single Pole. Must be used with power pack model PP-DV (120-277V), or PP-347H (347V)	NFTV	10% - 100%

*NOTE: Refer to dimmer manufacturer's documentation for installation instructions and circuit details

Disclaimer: Minimum and maximum loads for LEDs and CFLs are given in number of lamps and may vary depending on the lamp being used. Testing conducted by ELCO Lighting is not a substitute for and does not imply certification by an independent laboratory or any other standards certification. Refer to manufacturer specifications for more detailed information on product certifications and standards.

2042 E. Vernon Ave. Vernon CA 90058 Tel 323.231.2600 Fax 323.231.3200 elcolighting.com