

2" Round Pull-Down Teak™ LED Light Engine

The Teak™ LED light engine is an IC Rated diecast construction specification grade 2" LED downlight. Boasting an output up to 1100 lumens - more than a traditional 75W MR16 halogen lamp. Style options, beam options and color finish options offer maximum flexibility in design. Drivers and housings are specified separately for maximum flexibility per your project's needs. The patented engine offers auto release clips that make installation a breeze.



Features

- Dimmable ELV, Triac or 0-10V depending on driver used.
- Same LED light engine for 850 and 1100 lumens (see housings)
- cUL Listed for Direct Contact with insulation
- Works with compatible ceilings up to 1 3/4"
- Height allows for use in ceilings with under 5" depth. Ceiling thickness can be reduced from fixture depth.
- 38° Standard beam with optional 28° and 60°
- Damp Location Rated
- JA8-2016-E, cUL, and Energy Star Qualified
- Life Span 50,000 Hours L70
- U.S. Pat. 10,125,959

Specifications

Wattage	10.5 - 12.5W
Lumens	850 - 1100 lm
Color Temp.	4000K
Lamp Type	LED
Beam Angle	38°
CRI	93+
Damp Location	Listed

Options



All White



All Bronze



All Black

Technical Details

Optics: PC Lens for even lumen distribution. Standard 38° lens. Optional 28° (EP716C) and 60° (EP718C) available.

Construction: Diecast construction for lasting quality and greater heat dissipation. High quality powder coat finish prevents rust and paint cracking.

Adjustability: 360° rotation with 80° gimbal adjustability.

Installation: All Teak™ LED Light Engines feature a patented trigger release clip that will depress as the module is being inserted, holding the module in place. Hole cutout size: 2-5/8" (68 mm). Teak™ LED Light engines require driver

LED Technology: Extremely accurate color rendering with 93+ CRI. Efficacy of up to 104 lumens per watt. Lumen Maintenance of 50,000 hours L70 based on LM80. Superior Thermal Management by utilizing diecast aluminum body as heat sink.

Electrical: Requires driver. Driver and housing can be specified with voltage (120V or 120/277V) and dimming (ELV/Triac or 0-10V/Triac/ELV).

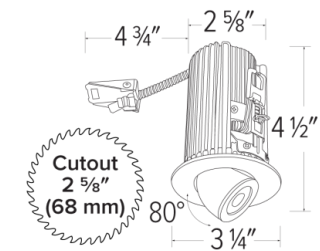
Compatible Housings/Delivered Lumens: Teak™ Light Engines are compatible with 120/277V 0-10V/Triac/ELV or 120V Triac/ELV Teak™ Housings.

• E2LAJ08ICA, E2LAJ08ICAD, E2L08ICA, E2L08ICAD, E2L08RIC, E2L08RICD (10.5W, 120V)
Delivered Lumens: 2700K: 850 lm, 3000K: 850 lm, 3500K: 850 lm, 4000K: 850 lm

• E2LAJ11ICA, E2LAJ11ICAD, E2L11ICA, E2L11ICAD, E2L11RIC, E2L11RICD (12.5W, 120/277V)
Delivered Lumens: 2700K: 1100 lm, 3000K: 1100 lm, 3500K: 1100 lm, 4000K: 1100 lm

Dimming: See Teak™ Housings and drivers for specific dimming information.

Dimensions



Listings: cUL Listed. cUL Listed for DAMP Location. cUL Listed for direct contact with insulation. Airtight per ASTM E-283. ENERGY STAR® Qualified. California Title 24 (JA8-2016-E).

Warranty: ELCO Products are built to last with a 5-year Limited warranty.

Product Number Builder Example: E2L97F27W

Round Pull-Down

Beam Angle

Color Temperature

Finish

E2L97

F 38°

NF 28°

WF 60°

27 2700K

30 3000K

35 3500K

40 4000K

W All White

BZ All Bronze

B All Black

Compatible Products



For use with 2" Teak™ Light Engines

2" Teak™ New Construction IC Rated



2" IC Frame - Includes driver
New Construction

SERIES	SPECIFICATIONS
E2L	Up to 1100 lm



Specialty R-60
2" IC Housing - Includes driver
New Construction

SERIES	SPECIFICATIONS
E2LAJ	Up to 1100 lm

PRODUCT NUMBER BUILDER

2" Teak™ IC Rated	Style	Lumens	Dimming
E2L	(Blank) IC New Construction Frame	08 850 lm	ICA 120 Triac/ELV
	AJ R60 IC New Construction Housing	11 1100 lm	ICAD 120/277V 0-10V/Triac/ELV

2" Teak™ New Construction IC Rated



2" IC Power Pack
Remodel

SERIES	SPECIFICATIONS
E2L	Up to 1100 lm

PRODUCT NUMBER BUILDER

2" Teak™ IC Remodel Power Pack	Lumens	Dimming
E2L	08 850 lm	RIC 120 Triac/ELV
	11 1100 lm	RICD 120/277V 0-10V/Triac/ELV

PLASTER FRAMES FOR REMODEL POWER PACKS



Plaster Frame
Single Cutout

CAT NO.
E2LF1



Plaster Frame
Multiple Cutout

CAT NO.	SPECIFICATIONS
E2LF1-M2	2 Set
E2LF1-M3	3 Set
E2LF1-M4	4 Set
E2LF1-M5	5 Set

*For row mounting fixtures

Accessories for Light Engines & Frames



Optional Lens
(Field changeable optics)

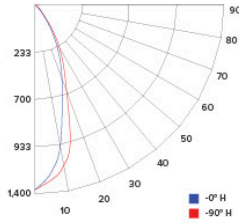
CAT NO.	SPECIFICATIONS
EP716C	28°
EP718C	60°

Photometric Report

Teak™ LED Light Engine with Power Pack

PHOTOMETRIC REPORT

Product #: E2L97F30 (with E2L08RIC)
 Wattage / Lumens: 9.69W / 771.3 lm
 Luminaire LPW: 79.5 lm/W



CANDLE POWER SUMMARY

Degress Vertical	0°
0	1335
5	1194
15	711
25	302
35	123
45	62
55	29
65	16
75	8
85	1
90	0

ILLUMINANCE AT A DISTANCE

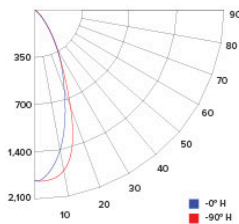
Distance to Target Plane	Center Beam Footcandles	Beam Diameter
4'	115.2	2.6'
6'	40.6	3.9'
8'	20.9	5.3'
10'	14.0	6.6'

ZONAL LUMEN SUMMARY

Zone	Lumens	%Luminaire
0-30°	532.5	69.1
0-40°	634.4	82.3
0-60°	728.9	94.5
0-90°	762.9	99

PHOTOMETRIC REPORT

Product #: E2L97NF30 (with E2L08RIC)
 Wattage / Lumens: 9.69W / 902.6 lm
 Luminaire LPW: 93 lm/W



CANDLE POWER SUMMARY

Degress Vertical	0°
0	2006
5	1831
15	880
25	331
35	130
45	60
55	31
65	20
75	11
85	5
90	4

ILLUMINANCE AT A DISTANCE

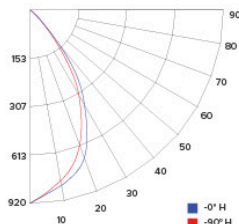
Distance to Target Plane	Center Beam Footcandles	Beam Diameter
4'	173.2	2.2'
6'	61.0	3.2'
8'	31.3	4.3'
10'	21.0	5.4'

ZONAL LUMEN SUMMARY

Zone	Lumens	%Luminaire
0-30°	633.7	70.2
0-40°	734.9	81.5
0-60°	827.4	91.7
0-90°	874.2	96.9

PHOTOMETRIC REPORT

Product #: E2L97WF30 (with E2L08RIC)
 Wattage / Lumens: 9.69W / 876.4 lm
 Luminaire LPW: 90.4 lm/W



CANDLE POWER SUMMARY

Degress Vertical	0°
0	908
5	891
15	777
25	526
35	258
45	91
55	23
65	11
75	5
85	1
90	0

ILLUMINANCE AT A DISTANCE

Distance to Target Plane	Center Beam Footcandles	Beam Diameter
4'	78.6	4.3'
6'	27.6	6.4'
8'	14.2	8.6'
10'	9.5	10.7'

ZONAL LUMEN SUMMARY

Zone	Lumens	%Luminaire
0-30°	554.2	63.2
0-40°	730.3	83.3
0-60°	844.1	96.3
0-90°	867.6	99



ELCO Lighting

Dimmer Compatibility Chart

120V - Triac/ELV Dimmers

For Teak™ System

E2L08ICA, E2L11ICA, E2L08RIC, E2L11RIC

For Reference Only

Testing conducted by ELCO Lighting is not a substitute for and does not imply certification by an independent laboratory or any other standards certification. Refer to manufacturer specifications for more detailed information on product certifications and standards. Consult the dimmer manufacturer prior to installation to ensure compatibility.

Manufacturer	Product	Part Number	Dimmed Light Output Range
Leviton	Decora SureSlide® Single Pole with Slide -to-Off	6672	15% - 100%
	Leviton Dimmer	1K3502	5% - 100%
Lutron	Vive, 120V, 150W LED/CFL, 600W Incandescent/Halogen, FP, Single Pole/Multi-Location Dimmer, Commercial Application	MRF2S-6CL	12% - 91%
	Panel Model, Commercial/Residential Application, FP	GP (Harrier) Card	10% - 94%
	Grafik QS/Mailbox Power Module, 120/220 to 240V AC, LED/Incandescent/Halogen Load Type, Commercial/Residential Indoor Application, FP	LQRJ-WPM-6P	10% - 95%
	Grafik Eye 3000/HomeWorks, 120V, Incandescent/Fluorescent Load Type, Commercial/Residential Application, FP	HWI-WPM-6D-120	10% - 95%
	Panel Dimming Module, 120V, Commercial/Residential Application, FP	HW/LP-RPM-4U-120	10% - 95%
	Panel Adaptive Dimming Module, 120V, Commercial/Residential Application, FP	HW/LP-RPM-4A-120	9% - 95%
	HomeWorks® QS for CFL/LED loads, 120V, RP, Commercial/Residential Application	LQSE-4A1-D/MQSE-4A1-D/ MQSE-3A1/MQSE-2A1-D	8% - 95%
	Energi Savr Node LED+ Phase Adaptive, Commercial Application, Reverse Phase, (Zone 1) (Zones 2-4)	QSN-4A5-S	8% - 95%
	Energi Savr Node LED+ Phase Adaptive, Commercial Application, Forward Phase, (Zone 1) (Zones 2-4)	QSN-4A5-S	10% - 97%
	RadioRA®2, 120V, 50/60-Hz, 150W LED or 600W Incandescent/Halogen, 3-Way & 4-Way, Residential Application	RRD-6CL	10% - 95%
	RadioRA®3, 120V, 250W LED/CFL or 500W Incandescent/Halogen, Single Pole, Multi-Location	RRST-PRO-N	10% - 95%
	HomeWorks® QS, 120V, 60-Hz, 150W LED/CFL or 600W Incandescent/Halogen/MLV, Residential Application	HQRD-6CL(H2) HQRA-6CL(H2)	10% - 95%
	Homeworks QS, Residential Application, Reverse Phase	LQSE-4A-120-D	8% - 89%
	HomeWorks® for LED/Incandescent/Halogen loads, Reverse Phase, (Zone 1) (Zones 2-4)	LQSE-4A5-120-D	8% - 89%
	HomeWorks® for LED/Incandescent/Halogen loads, Forward Phase, (Zone 1) (Zones 2-4)	LQSE-4A5-120-D	10% - 100%
	Ariadni® C-L Single Pole/3-Way, 150W LED/CFL or 600W Incandescent/Halogen	AYCL-153P	10% - 100%
	Skylark Contour® C-L, Single Pole/3-Way, 150W LED/CFL or 600W Incandescent/Halogen	CTCL-153P	10% - 100%
Skylark® C-L Single Pole/3-Way, 150W LED/CFL or 600W Incandescent/Halogen	SCL-153P	10% - 100%	

Integrating our lighting with your Smart Home System is a breeze. Simply check your Smart Home system for compatible smart switches and cross reference that with our Dimming Compatibility Chart. Once the switches are integrated with your Smart Home system your lights will be ready to go.



2042 E. Vernon Ave. Vernon CA 90058 Tel 323.231.2600 Fax 323.231.3200 elcolighting.com

RV 06.24

Manufacturer	Product	Part Number	Dimmed Light Output Range
Lutron	Diva® Series 150W Single Pole/3-Way Dimmer	DVCL-153P	10% - 100%
	Skylark Contour® Single Pole/3-Way 1000W Incandescent/Halogen	CT-103P	10% - 100%
	Skylark® Single Pole 300W ELV Preset Dimmer	SELV-300P	5% - 100%
	Skylark® Single Pole 600W Incandescent/Halogen, Slide-to-Off Dimmer	S-600P	5% - 100%
	Diva® 300W Single Pole/3-Way ELV Dimmer	DVELV-303P	10% - 100%
	Diva® 600W Single Pole Incandescent/Halogen Preset Dimmer	DV-600P	5% - 100%
	Ariadni® 600W Single Pole Magnetic Low Voltage Dimmer	AYLV-600P	5% - 100%
	Ariadni® 600W Single Pole/3-Way Incandescent/Halogen Dimmer	AY-603P	5% - 100%
	Maestro® 600W Single Pole/3-Way ELV Dimmer	MAELV-600	5% - 100%
	Maestro® C-L Single Pole/3-Way Dimmer. 150W Max for LED/CFL or 600W Max for Incandescent/Halogen	MACL-153M	10% - 100%
	Caséta® Wireless Dimmer	PD-6WCL	10% - 100%

***NOTE: Refer to dimmer manufacturer's documentation for installation instructions and circuit details**

Disclaimer: Minimum and maximum loads for LEDs and CFLs are given in number of lamps and may vary depending on the lamp being used. Testing conducted by ELCO Lighting is not a substitute for and does not imply certification by an independent laboratory or any other standards certification. Refer to manufacturer specifications for more detailed information on product certifications and standards.

Integrating our lighting with your Smart Home System is a breeze. Simply check your Smart Home system for compatible smart switches and cross reference that with our Dimming Compatibility Chart. Once the switches are integrated with your Smart Home system your lights will be ready to go.





ELCO Lighting

Dimmer Compatibility Chart

120/277V - 0-10V/Triac/ELV Dimmers

For Teak™ System
E2L08ICAD, E2L11ICAD, E2L08RICD, E2L11RICD

For Reference Only

Testing conducted by ELCO Lighting is not a substitute for and does not imply certification by an independent laboratory or any other standards certification. Refer to manufacturer specifications for more detailed information on product certifications and standards. Consult the dimmer manufacturer prior to installation to ensure compatibility.

Manufacturer	Product	Part Number	Dimmed Light Output Range
Triac/ELV Type Dimmers - 120V Only			
Lutron	120V AC, 150W LED/CFL or 600W Incandescent/Halogen, Single Pole, 3-Way	RRD-6CL	1% - 100%
	120V AC 60Hz, 150W LED/CFL/Incandescent/Halogen, Single Pole, 3-Way,	DVCL-153P	1% - 100%
	120V 60Hz, 150W LED/CFL or 600W Incandescent/Halogen, Single Pole, 3-Way	TGCL-153P	1% - 100%
	120V AC 60Hz, 300W Electronic Low Voltage, 3-Way, Commercial/Residential Application	DVELV-303P	1% - 100%
	120V, 600W Incandescent/Halogen, Single Pole, Residential Indoor Application	TG-600P	1% - 100%
	120V, 1000W Incandescent or 600W Magnetic Low Voltage, Single Pole, 3-Way	CT103P	1% - 100%
	120V AC 60Hz, 600W Electronic Low Voltage, Single Pole/Multi-Location,	MAELV600	1% - 100%
	120V AC 60Hz, 500W Electronic Low Voltage, Single Pole/Multi-Location,	FAELV500	1% - 100%
	120V AC 60Hz, 600W Incandescent/Halogen, Single Pole, Slide-to-Off Dimmer	S-600P	1% - 100%
	120V AC 60Hz, 150W LED/CFL or 600W Incandescent/Halogen, Single Pole, 3-Way	SCL-153P	1% - 100%
	Caséta® Wireless Dimmer	PD-6WCL	1% - 100%
	120V AC 60Hz, Low Voltage Load Type, 150W Single Pole	DVLV-600P	5% - 100%
	120V AC, 60Hz, 600W Incandescent/Halogen, Single Pole, 3-Way, Residential and Commercial Application	DV-603P	1% - 100%
	120V AC, 50/60Hz, 150W LED/CFL, 600W Incandescent/Halogen, Single Pole, 3-Way, Indoor Application	MA-PRO	1% - 100%
120V AC 60Hz, 150W LED/CFL or 600W Incandescent/Halogen, Single Pole, 3-Way,	MACL-153M	1% - 100%	
Leviton	120V AC 60Hz, 300W Electronic Low Voltage, 400 Volt Amp, Single Pole, 3-Way,	IPE04	1% - 100%
	120V AC 60Hz, 300W CFL or 600W Incandescent, 400 Volt Amp, Single Pole, 3-Way,	6673-10W	1% - 100%
	120V AC, 600W Incandescent with LED Locator, Single Pole, 3-Way	VP106	1% - 100%
	120V AC 60Hz, 500W Incandescent with LED Level Indicator, Single Pole, 3-Way	6161	1% - 100%
	120V AC, 150W LED/CFL or 600W Incandescent, Single Pole, 3-Way	6674	1% - 100%
Eaton	120V AC, 300W LED/CFL or 600W Incandescent/MLV/Halogen, Single Pole, 3-Way	TAL06P1-C1	1% - 100%
Cooper	120V AC 60Hz, 300W LED/CFL or 600W Incandescent/Halogen, Single Pole, 3-Way	SLC03P / DAL06P	1% - 100%
	120V AC 60Hz, 300W LED/CFL or 600W Incandescent, Single Pole, 3-Way, Residential	DLC03P	1% - 100%
	120V AC 60Hz, 600W Incandescent/Halogen, Single Pole, 3-Way,	RI061-VW-K2	1% - 100%
	120V AC 60Hz, 300W LED/CFL/ Incandescent/Halogen, Single Pole, 3-Way	AAL06A-C2	1% - 100%
Lightolier	120V, 260W Incandescent/Halogen, Single Pole, 3-Way,	ZP260QEW	1% - 100%

Integrating our lighting with your Smart Home System is a breeze. Simply check your Smart Home system for compatible smart switches and cross reference that with our Dimming Compatibility Chart. Once the switches are integrated with your Smart Home system your lights will be ready to go.



Manufacturer	Product	Part Number	Dimmed Light Output Range
0-10V Type Dimmers - 120/277V			
Lutron	120/277V AC, 0-10V LED/CFL Ballast, Single Pole, 3-Way	NFTV	1% - 100%
	120/277V AC, 0-10V, Single Pole, 3-Way, Commercial and Residential, Indoor Application	DVSTV	1% - 100%
	120/277V AC 50/60Hz, 0-10V LED/CFL Ballast, Single Pole, 3-Way, Indoor Application	DVTV	1% - 100%
Leviton	120/277V AC 60Hz, 0-10V LED/CFL Ballast, Single Pole, 3-Way	IP710-DL	1% - 100%

***NOTE: Refer to dimmer manufacturer’s documentation for installation instructions and circuit details**

Disclaimer: Minimum and maximum loads for LEDs and CFLs are given in number of lamps and may vary depending on the lamp being used. Testing conducted by ELCO Lighting is not a substitute for and does not imply certification by an independent laboratory or any other standards certification. Refer to manufacturer specifications for more detailed information on product certifications and standards.

Integrating our lighting with your Smart Home System is a breeze. Simply check your Smart Home system for compatible smart switches and cross reference that with our Dimming Compatibility Chart. Once the switches are integrated with your Smart Home system your lights will be ready to go.

