


# 2" IC R60 Airtight New Construction HIGHTECH Housing

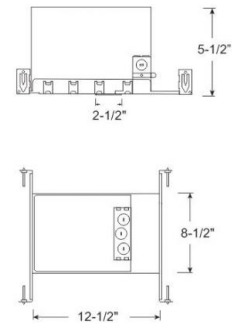


## Features

- Double Wall IC rated for max. R-60 spray foam insulation.
- 3 in 1 Dimming, 120-277V, Triac/ELV (120V only), 0-10V.
- Height allows for use in 2x6 construction.
- Driver included on housing.
- CA Title 24 (JA8-2016-E).
- LED Light Engine sold separately.
- U.S. Patent 10,281,131.
- Suitable for Chicago Plenum construction

## Specifications

<b>Wattage</b>	14W
<b>Voltage</b>	120/277V
<b>Dimmable</b>	Triac/ELV/0-10V
<b>Wet Location</b>	Listed



## Technical Details

### Construction:

- IC Rated for Direct Contact with R60 spray insulation, for use in IC and non-IC conditions.
- Housing adjusts in frame to accommodate up to 1 1/4" ceiling thickness.
- Aluminum housing for greater heat dissipation. Stamped galvanized steel frame.
- Driver mounted on junction box for cooler LED operation.

**Installation:** Designed for shallow ceiling plenums where 2x6 joists or taller are used. High strength hanger bars can easily be nailed to joists. Maximum hole cutout is 2 5/8". Suitable for T-grid and drop ceiling applications. See installation sheet for detailed information.

**Junction Box:** Positioned to accommodate straight conduit runs. Two 1/2" trade size pry-out knockouts. Four Romex pry-outs with strain relief for easy romex installation. Strain clamps to install or remove covers for easy access and grounding.

**Hanger Bars:** Pre-installed hanger bars with True Nail easy installation in regular lumber, engineered lumber, and Laminated Beams. Integral T-bar slots for easy installation in T-Bars. Spans up 24" and can be repositioned 90°. Score lines allow for tool-free hanger bar size reduction. Integral leveling flange allows for single-person installation while aligning the housings with the joists.

**Electrical:** Driver connects to 120/277V power supply. High Efficiency driver with a power factor > 0.9. Provides up to about 1250 lm at 14W.

**Emergency Battery Pack:** Optional 90 minute battery pack available with test indicator switch. Note that double wall housings require Access From Above Ceiling for Battery Maintenance.

**Dimmability:** Works with 120V Triac and ELV type dimmers and 120-277V 0-10V dimming . Dims down to 10%. For full list of dimmers refer to the Dimmer Compatibility List.

**Trims:** Compatible with - E210C18, E213C18, E214C18, E215C18, E218C18, E219C18 series.

**Listings:** cUL Listed for Wet Location. cUL Listed for Feed Through. Meets restricted airflow requirements (per ASTM E-283). California Title 24 (JA8-2016-E).

**Warranty:** ELCO Products are built to last with a 5-year Limited warranty.

## Product Number

Item	Watts	Voltage	Dimming
E2AJU12ICA	14W	120/277V	Triac/ELV/0-10V

# Compatible Products

For use 2" IC LED High Tech Housings

## 2" Alder™ High Lumen LED Light Engines



**Round Reflector**

CAT NO.	SPECIFICATIONS
E210C1827W	11W, 1000 lm, 2700K
E210C1830W	11W, 1050 lm, 3000K
E210C1835W	11W, 1100 lm, 3500K
E210C1840W	11W, 1135 lm, 4000K
E210C18SDW	11W, 800 lm, Sunset



**Round Baffle**

CAT NO.	SPECIFICATIONS
E214C1827W	11W, 1000 lm, 2700K
E214C1830W	11W, 1050 lm, 3000K
E214C1835W	11W, 1100 lm, 3500K
E214C1840W	11W, 1135 lm, 4000K
E214C18SDW	11W, 800 lm, Sunset



**Square Reflector**

CAT NO.	SPECIFICATIONS
E213C1827W	11W, 1000 lm, 2700K
E213C1830W	11W, 1040 lm, 3000K
E213C1835W	11W, 1100 lm, 3500K
E213C1840W	11W, 1125 lm, 4000K
E213C18SDW	11W, 800 lm, Sunset



**Square Baffle**

CAT NO.	SPECIFICATIONS
E215C1827W	11W, 1000 lm, 2700K
E215C1830W	11W, 1040 lm, 3000K
E215C1835W	11W, 1100 lm, 3500K
E215C1840W	11W, 1125 lm, 4000K
E215C18SDW	11W, 800 lm, Sunset



**Round Adjustable**

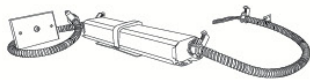
CAT NO.	SPECIFICATIONS
E218C1827W	11W, 1040 lm, 2700K
E218C1830W	11W, 1100 lm, 3000K
E218C1835W	11W, 1150 lm, 3500K
E218C1840W	11W, 1200 lm, 4000K
E218C18SDW	11W, 800 lm, Sunset



**Square Adjustable**

CAT NO.	SPECIFICATIONS
E219C1827W	11W, 1030 lm, 2700K
E219C1830W	11W, 1090 lm, 3000K
E219C1835W	11W, 1140 lm, 3500K
E219C1840W	11W, 1190 lm, 4000K
E219C18SDW	11W, 800 lm, Sunset

## 2" Alder™ Accessories



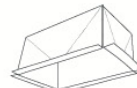
**Emergency Battery Backup**

CAT NO.	SPECIFICATIONS
KEM-LD3	8W, Up to 750 lm
KEM-LD4	12W, Up to 1100 lm



**Fire Cover**

CAT NO.	SPECIFICATIONS
FIRECVR	9 3/4" H x 17" O.D.



**Fire Enclosure**

CAT NO.	SPECIFICATIONS
FIREENCL	20 3/8" L x 14 3/8" W
FIREENCL-S	Shallow, 16" L x 14 3/8" W



**Mica Fire Tape**

CAT NO.	SPECIFICATIONS
FIRETAPE	3/4" W x 16' L

\*Finishes: **W** - All White



**ELCO Lighting**

# Dimmer Compatibility Chart for The Alder™ System

High Tech 0-10V/ TRIAC/ ELV

**For Reference Only**

Testing conducted by ELCO Lighting is not a substitute for and does not imply certification by an independent laboratory or any other standards certification. Refer to manufacturer specifications for more detailed information on product certifications and standards. Consult the dimmer manufacturer prior to installation to ensure compatibility.

Manufacturer	Product	Part Number	Dimmed Light Output Range
<b>Triac/ELV Type Dimmers</b>			
Eaton	AL Series, Decorator Single-Pole/3-Way Preset Dimmer	DAL06P	10% - 100%
	DEVINE Decorator, Single Pole/3-Way Dimmer	DLC03P	10% - 100%
	SKYE Slide, Single-Pole/3-Way Preset Dimmer	SLC03P	10% - 100%
Leviton	Decora 4-Level Step Electro-Mechanical Incandescent Dimmer	6161-W	10% - 100%
	Decora Incandescent Dimmer, Single Pole Slide-to-Off with Optional Locator Light	6631-L	10% - 100%
	Decora Incandescent Dimmer, Single Pole/3-Way with Preset ON/OFF Switch	6633-PL	10% - 100%
	Trimatron Deluxe 3-Way Electro-Mechanical Incandescent Rotary Dimmer with Push ON/OFF	6683-IW	10% - 100%
	Decora Incandescent Dimmer with LED Locator	IPI06-1L	10% - 100%
	Decora Single-Pole/3-Way, IllumaTech Preset Electro-Mechanical Electronic Low-Voltage Slide Dimmer	IPE04-1L	10% - 100%
	Vizia+ Electronic Low Voltage Dimmer with LED Locator and Brightness Display: Neutral Required	VPE06-1L	10% - 100%
Lightolier	Sunrise Quiet Electronic Low Voltage Dimmer	ZP260QE	10% - 100%
Lutron	Skylark Contour® Single Pole/3-Way Incandescent/Halogen or Magnetic Low Voltage, Preset Dimmer	CT-103P	10% - 100%
	Diva® Series Single Pole Dimmer	DV-600P	10% - 100%
	Diva® Series 150W Single Pole/3-Way Dimmer	DVCL-153P	5% - 86%
	Diva® (gloss) 3-Way, Electronic Low Voltage Dimmer	DVELV-303P	10% - 100%
	Faetra® Single Pole, Electronic Low Voltage Dimmer	FAELV-500	10% - 100%
	Lumea® Gloss Single Pole, Incandescent/Halogen, Preset Dimmer	LG-600PH	10% - 100%
	Maestro® (Gloss) Single Pole/Multi-Location, Electronic Low Voltage Dimmer	MAELV-600	10% - 100%
	Skylark® Series 600W Single Pole	S-600P	10% - 100%
	Skylark® Single Pole/3-Way, Incandescent/Halogen, Preset, "Eco-Dim" Dimmer	S-603PG	5% - 85%
	Skylark® 300W, Single Pole, Electronic Low Voltage, Preset Dimmer	SELV-300P	10% - 100%
	Ariadni®/Toggler® Single Pole, Incandescent/Halogen Dimmer	TG-600P	10% - 100%
	Ariadni®/Toggler® Series 150W Single Pole/3-Way Dimmer	TGCL-153P	5% - 86%
<b>0 – 10V Type Dimmers</b>			
Lutron	Diva® (Gloss) Single Pole. Must be used with power pack model PP-DV (120-277V) or PP-347H (347V)	DVTV	10% - 100%
	Nova® Single Pole. Must be used with power pack model PP-DV (120-277V), or PP-347H (347V)	NFTV	10% - 100%

\*NOTE: Refer to dimmer manufacturer's documentation for installation instructions and circuit details

Disclaimer: Minimum and maximum loads for LEDs and CFLs are given in number of lamps and may vary depending on the lamp being used. Testing conducted by ELCO Lighting is not a substitute for and does not imply certification by an independent laboratory or any other standards certification. Refer to manufacturer specifications for more detailed information on product certifications and standards.

2042 E. Vernon Ave. Vernon CA 90058 Tel 323.231.2600 Fax 323.231.3200 elcolighting.com