


# 2" IC Airtight New Construction Housing



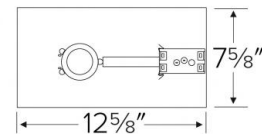
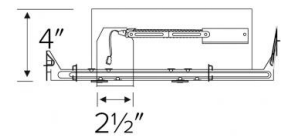
## Features

- Double Wall IC rated for use in insulated ceilings.
- Height allows for use in 2x6 construction.
- Driver included on housing.
- CA Title 24 compliant (JA8-2016-E).
- LED Light Engine sold separately.
- U.S. Patent 10,281,131

## Specifications

<b>Wattage</b>	9W
<b>Voltage</b>	120V
<b>Dimmable</b>	Triac/ELV
<b>Wet Location</b>	Listed

## Dimensions



## Technical Details

### Construction:

- IC Rated for Direct Contact with R60 spray insulation, for use in IC and non-IC conditions.
- Housing adjusts in frame to accommodate up to 1 1/4" ceiling thickness.
- Aluminum housing for greater heat dissipation. Stamped galvanized steel frame.
- Driver mounted on junction box for cooler LED operation.

**Installation:** Designed for shallow ceiling plenums where 2x6 joists or taller are used. High strength hanger bars can easily be nailed to joists. Maximum hole cutout is 2 5/8". Suitable for T-grid and drop ceiling applications. See installation sheet for detailed information.

**Junction Box:** Positioned to accommodate straight conduit runs. Three 1/2" trade size pry-out knockouts, One 3/4" knockout, One 1/4" knockout. Four Romex pry-outs with strain relief for easy romex installation. Strain clamps to install or remove covers for easy access and grounding.

**Hanger Bars:** Pre-installed hanger bars with True Nail easy installation in regular lumber, engineered lumber, and Laminated Beams. Integral T-bar slots for easy installation in T-Bars. Spans up 24" and can be repositioned 90°. Score lines allow for tool-free hanger bar size reduction. Integral leveling flange allows for single-person installation while aligning the housings with the joists.

**Electrical:** Driver connects to 120V power supply. High Efficiency driver with a power factor > 0.9.

**Emergency Battery Pack:** Optional 90 minute battery pack available with test indicator switch. Note that double wall housings require Access From Above Ceiling for Battery Maintenance.

**Dimmability:** Works with 120V Triac and ELV type dimmers. Dims down to 10%. For full list of dimmers refer to the Dimmer Compatibility List.

**Trims:** Compatible with - E210C06, E213C06, E214C06, E215C06, E218C06, E219C06 series.

**Listings:** cUL Listed for Wet Location. cUL Listed for Direct Contact with Insulation and Combustible Material. cUL Listed for Feed Through. Meets restricted airflow requirements (per ASTM E-283). California Title 24 (JA8-2016-E).

**Warranty:** ELCO Products are built to last with a 5-year Limited warranty.

## Product Number

Item	Watts	Voltage	Dimming
E2LC106ICA	9W	120V	Triac/ELV

# Compatible Products



For use 2" IC & Non-IC LED Housings

## 2" Alder™ LED Light Engines



Round Reflector

CAT NO.	SPECIFICATIONS
E210C0627W	9W, 600 lm, 2700K
E210C0630W	9W, 640 lm, 3000K
E210C0727W	9W, 800 lm, 2700K
E210C0730W	9W, 840 lm, 3000K
E210C0735W	9W, 860 lm, 3500K
E210C0740W	9W, 875 lm, 4000K



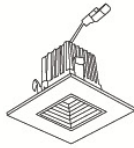
Round Baffle

CAT NO.	SPECIFICATIONS
E214C0627W	9W, 600 lm, 2700K
E214C0630W	9W, 640 lm, 3000K
E214C0727W	9W, 800 lm, 2700K
E214C0730W	9W, 840 lm, 3000K
E214C0735W	9W, 860 lm, 3500K
E214C0740W	9W, 875 lm, 4000K



Square Reflector

CAT NO.	SPECIFICATIONS
E213C0627W	9W, 600 lm, 2700K
E213C0630W	9W, 630 lm, 3000K
E213C0727W	9W, 800 lm, 2700K
E213C0730W	9W, 830 lm, 3000K
E213C0735W	9W, 845 lm, 3500K
E213C0740W	9W, 860 lm, 4000K



Square Baffle

CAT NO.	SPECIFICATIONS
E215C0627W	9W, 600 lm, 2700K
E215C0630W	9W, 630 lm, 3000K
E215C0727W	9W, 800 lm, 2700K
E215C0730W	9W, 830 lm, 3000K
E215C0735W	9W, 845 lm, 3500K
E215C0740W	9W, 860 lm, 4000K



Round Adjustable

CAT NO.	SPECIFICATIONS
E218C0627W	9W, 650 lm, 2700K
E218C0630W	9W, 680 lm, 3000K
E218C0727W	9W, 850 lm, 2700K
E218C0730W	9W, 880 lm, 3000K
E218C0735W	9W, 895 lm, 3500K
E218C0740W	9W, 915 lm, 4000K



Square Adjustable

CAT NO.	SPECIFICATIONS
E219C0627W	9W, 650 lm, 2700K
E219C0630W	9W, 680 lm, 3000K
E219C0727W	9W, 850 lm, 2700K
E219C0730W	9W, 880 lm, 3000K
E219C0735W	9W, 895 lm, 3500K
E219C0740W	9W, 915 lm, 4000K

## 2" Alder™ Accessories



Emergency Battery Backup

CAT NO.	SPECIFICATIONS
KEM-LD3	8W, Up to 750 lm
KEM-LD4	12W, Up to 1100 lm



Fire Cover

CAT NO.	SPECIFICATIONS
FIRECVR	9 3/4" H x 17" O.D.



Fire Enclosure

CAT NO.	SPECIFICATIONS
FIRENCL	20 3/8" L x 14 3/8" W
FIRENCL-S	Shallow, 16" L x 14 3/8" W



Mica Fire Tape

CAT NO.	SPECIFICATIONS
FIRETAPE	3/4" W x 16' L

\*Finishes: **W** - All White



**ELCO Lighting**

# Dimmer Compatibility Chart 2" Alder System LED Light Engines

For E210C06, E210C07, E210C18, E213C06, E213C07, E214C06, E214C07, E215C06, E215C07, E218C06, E218C07, E219C06, E219C07 Series

## For Reference Only

Testing conducted by ELCO Lighting is not a substitute for and does not imply certification by an independent laboratory or any other standards certification. Refer to manufacturer specifications for more detailed information on product certifications and standards. Consult the dimmer manufacturer prior to installation to ensure compatibility.

Manufacturer	Product	Part Number	Dimmed Light Output Range
Lutron	Skylark Contour, 120V AC, 60Hz, 600W Incandescent/Halogen, Single Pole, 3-Way Indoor Application, Residential/Commercial Application	CT-603PG / CT-600PR	10% - 100%
	Diva, 120V AC, 60Hz, 600W Incandescent/Halogen, Single Pole, 3-Way, Residential/Commercial Application	DV-600PR / DV603PG	10% - 100%
	Diva, 120V, 60Hz, 150W LED/CFL, 600W Incandescent/Halogen, Single Pole, 3-Way	DVW-603PGH / DVCL-153P	10% - 100%
	Maestro, 120V, 50/60Hz, 150W LED/CFL, 600W Incandescent/Halogen, Single Pole, 3-Way	MACL-153M / TGCL-153P	10% - 100%
	Skylark, Single Pole 600W Incandescent/Halogen, Slide-to-Off Dimmer	S-600PR / S-2-LH	10% - 100%
Leviton		1A1505 / IC1605	10% - 100%
	SureSlide, 120V AC 60Hz, 600W for LED and CFL, 600W for Incandescent, Single Pole, 3-Way, Polycarbonated Housing	6631 / 6633	10% - 100%
Cooper	Decorator Dimmer, 120V 60Hz, 300W for LED and CFL, 600W for Incandescent, Single Pole, 3-Way, Polycarbonated Housing	DLC03P	10% - 100%

**\*NOTE: Refer to dimmer manufacturer's documentation for installation instructions and circuit details**

Disclaimer: Minimum and maximum loads for LEDs and CFLs are given in number of lamps and may vary depending on the lamp being used. Testing conducted by ELCO Lighting is not a substitute for and does not imply certification by an independent laboratory or any other standards certification. Refer to manufacturer specifications for more detailed information on product certifications and standards.

Integrating our lighting with your Smart Home System is a breeze. Simply check your Smart Home system for compatible smart switches and cross reference that with our Dimming Compatibility Chart. Once the switches are integrated with your Smart Home system your lights will be ready to go.



2042 E. Vernon Ave. Vernon CA 90058 Tel 323.231.2600 Fax 323.231.3200 elcolighting.com