



The
LaurelTM
System

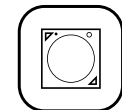

Commercial LED Lighting

4", 6", 8" & 9" Housings & **Light Engines**
4" Square Laurel **Frames & Engines**

The Laurel System

The Laurel System offers a full line of high quality commercial grade LED lighting products at an affordable price. ELCO has developed a line with different size apertures, lumen outputs, and color temperatures that will meet any of your project needs. Our LED Light Engines feature premium grade optics with aluminum spun trims in a variety of color finishes making them perfect for most recessed lighting purposes in Retail, Hospitality, Industrial and Medical spaces. We are proud to hold true to our name of quality and present this one of a kind product line.

The Laurel™ System



INTEGRATED LED



WET LOCATION



TITLE 24 COMPLIANT




DIMMABLE



90+ CRI



50K HRS



ASSEMBLED IN U.S.A.



5 YEAR WARRANTY

Frames & Light Engines

- Up to 6000 lumens
- Available in a variety of color temperatures and color finishes with sleek spun aluminum reflectors
- Can be used as new construction, remodel and retrofit
- 2700K to 5000K color temperature option
- 4", 6", 8" & 9" apertures
- Downlight, Wall Wash, Drop Glass & Adjustable Trim Options
- Architectural, Plaster, Remodel or Retrofit Frame Applications
- 90 min. Battery Backup available

4", 6", 8" & 9" Laurel Light Engines

Input Power	8.76W - 82W
Lumens	850 - 6000
Voltage	120V or 277V AC
Color Temp	3000K - 5000K
Dimmable	Triac/ELV or 0-10V
Wet Loc	UL Listed



4" Square Light Engines

Lumens	850 - 4000
Color Temp	2700K - SunsetK
Lamp Type	LED
CRI	93+
Wet Loc	UL Listed



4", 6", 8" & 9" Frames



4" Square Laurel Frames

