

ELCO Lighting presents

# Easy-Pro Inserts

## 4" & 6" INTEGRAL JUNCTION BOX LED INSERTS

- Installs easily without the need of any recessed housing
- IC Rated for direct contact with insulation
- Dimmable Triac/ELV
- ETL Listed for wet locations
- Title 24 Compliant
- ENERGY STAR compliant




**4" Round LED Inserts**

ELR48530  
12.5W / 700 lm / 3000K


**6" Round LED Inserts**

ELR68530  
23W / 1400 lm / 3000K


New Construction  
**Easy-Pro™** Mounting  
Frames/Plates



Check out our full line of Catalogs at [elcolighting.com](http://elcolighting.com)



The Koto™ System



The Teak™ System



Track & Pendant Lighting



The Ply™ System



The Oak™ System  
1" LED Downlights



ELCO Master  
Pocket Catalog



The Sky Panels™



The Ambio™  
Collection



1 & 2-Hour Fire  
Rated Housing  
& Products



The Alder™ System  
2" LED Downlights



**ELCO Lighting**  
*The Best Choice in Lighting*

2042 E. Vernon Ave.  
Vernon, CA 90058  
Tel. 323.231.2600  
[elcolighting.com](http://elcolighting.com)

