


NEW 4" Square Laurel™ System

- Light Engines feature premium LED COB
- Strong and smooth lumen output
- Color temperatures from 2700K to 5000K or Sunset Dimming option

4" Square Frame with Driver

- Listed for direct contact with insulation for lumen packages below 2000
- 0-10V/Triac/ELV Dimmable
- 120/277V
- 93+ CRI
- Wet location listed



Architectural Frame

*Requires hanger bars. Ordered separately

(120/277V)


08 (850 lm)	E4SQLHU08D
12 (1250 lm)	E4SQLHU12D
16 (1600 lm)	E4SQLHU16D
20 (2000 lm)	E4SQLHU20D
30 (3000 lm)	E4SQLHU30D
40 (4000 lm)	E4SQLHU40D



Optional EM

* Add -EM1 or EM2 for Emergency Backup

- EM1** EM Backup up to 700 lm output
- EM2** EM Backup up to 1100 lm output



Plaster Frame

(120/277V)

08 (850 lm)	E4SQLFU08D
12 (1250 lm)	E4SQLFU12D
16 (1600 lm)	E4SQLFU16D
20 (2000 lm)	E4SQLFU20D
30 (3000 lm)	E4SQLFU30D
40 (4000 lm)	E4SQLFU40D



Optional EM

* Add -EM1 or EM2 for Emergency Backup

- EM1** EM Backup up to 700 lm output
- EM2** EM Backup up to 1100 lm output

E-mail your order to: orderdesk@elcolighting.com
 Tel: 800.522.2626 • Fax: 800.644.2626

NEW 4" Square Laurel™ System

- Light Engines feature premium LED COB
- Strong and smooth lumen output
- Color temperatures from 2700K to 5000K or Sunset Dimming option



W All White

4" Square White Reflector



93+ CRI



DIMMABLE




WET LOCATION



INTEGRATED LED

	27 (2700K)	30 (3000K)	35 (3500K)	40 (4000K)	50 (5000K)	SD (Sunset)
08 (850 lm)	E440L0827W	E440L0830W	E440L0835W	E440L0840W	E440L0850W	E440L08SDW
12 (1250 lm)	E440L1227W	E440L1230W	E440L1235W	E440L1240W	E440L1250W	E440L12SDW
16 (1600 lm)	E440L1627W	E440L1630W	E440L1635W	E440L1640W	E440L1650W	E440L16SDW
20 (2000 lm)	E440L2027W	E440L2030W	E440L2035W	E440L2040W	E440L2050W	E440L20SDW
30 (3000 lm)	E440L3027W	E440L3030W	E440L3035W	E440L3040W	E440L3050W	E440L30SDW
40 (4000 lm)	E440L4027W	E440L4030W	E440L4035W	E440L4040W	E440L4050W	E440L40SDW



H Haze with White Ring

4" Square Haze Reflector



93+ CRI



DIMMABLE



WET LOCATION



INTEGRATED LED

	27 (2700K)	30 (3000K)	35 (3500K)	40 (4000K)	50 (5000K)	SD (Sunset)
08 (850 lm)	E440L0827H	E440L0830H	E440L0835H	E440L0840H	E440L0850H	E440L08SDH
12 (1250 lm)	E440L1227H	E440L1230H	E440L1235H	E440L1240H	E440L1250H	E440L12SDH
16 (1600 lm)	E440L1627H	E440L1630H	E440L1635H	E440L1640H	E440L1650H	E440L16SDH
20 (2000 lm)	E440L2027H	E440L2030H	E440L2035H	E440L2040H	E440L2050H	E440L20SDH
30 (3000 lm)	E440L3027H	E440L3030H	E440L3035H	E440L3040H	E440L3050H	E440L30SDH
40 (4000 lm)	E440L4027H	E440L4030H	E440L4035H	E440L4040H	E440L4050H	E440L40SDH

E-mail your order to: orderdesk@elcolighting.com

Tel: 800.522.2626 • Fax: 800.644.2626



ELCO Lighting

The Best Choice in Lighting