

ELCO Lighting presents

Integrated LED Track Lighting



INTEGRATED LED



90+ CRI



DIMMABLE




50,000 HOURS

For use with 120V
Single or Double Circuit Tracks

Die-cast Aluminum Construction

Standard 38°
Beam Angle
(Optional: 20° & 60°)

LED COB



Trilene™ Fixture



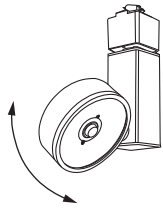
Stein™ Fixture




Transom™ Fixture

H-Style Standard (J & L Style Available)

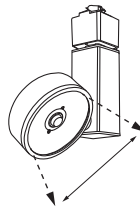
FIXTURES FEATURES



Tilt
(90°)




Rotation
(358°)



38° Beam Angle
(Optional 20° & 60° Lens)

FINISHES

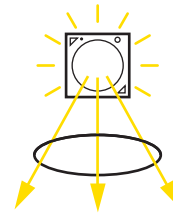


White



Black

LUMENS



800 lm to 1500 lm

COLOR TEMPERATURE



3000K

Check out our full line of Integrated LED Track Fixtures at elcolighting.com



Albright™ Fixture



Axle™ Fixture



Clove™ Fixture



Dutch™ Fixture



Timber™ Fixture



Magnus™ Fixture



Celtic™ Fixture



Angler™ Fixture

Check out our full line of Catalogs at elcolighting.com



1 & 2-Hour Fire Rated Housing & Products



The Alder System



The Cedar System



LED Brick Lights & LED Step Lights



LED Undercabinet



Track Fixtures Brochure



The Elm System



The Laurel System



LED Housings & Inserts



Slope Ceiling Recessed Fixtures



ELCO Lighting
The Best Choice in Lighting

2042 E. Vernon Ave.
Vernon, CA 90058
Tel. 323.231.2600
elcolighting.com