

# Unique™ 4" Round Deep Reflector for Koto™ Module

One Piece die-cast trims with Twist-&-Lock system for easy installation



## Features

- Convenient Twist-&-Lock design for ease of installation.
- Diecast construction for lasting quality.
- 5" O.D. - 3 7/8" I.D. - 1 3/4" H
- 35° Adjustability

## Specifications

**Damp Location** cUL Listed

## Options



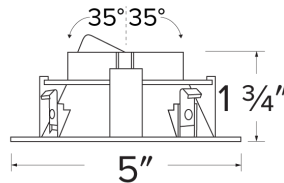
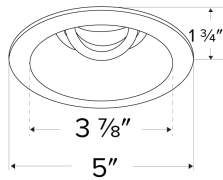
All White

## Technical Details

**Construction:** Diecast aluminum with a powder coated finish.

**Installation:** Twist-lock design allows for easy mounting onto the Koto™ LED Module. Clips securely mount trim into the housing and keeps ring flush with ceiling.

**Lamp:** Koto™ LED Module.



Dimensions:

## Product Numbers

Item	Description	Finish
ELK4717W	Deep Reflector	All White

## Product Number Builder Example: ELK4717W

Unique™ 4" Round Deep Reflector

Finish

**ELK4717**

W All White

# Compatible Products



For use with 4" Koto™ Twist-On Trims

## Koto™ LED Module



**Koto™ LED Module**  
ELK07, ELK09, & ELK11

PRODUCT NUMBER BUILDER					
Koto™ LED Module	Lumens	Color Temperature	Beam Angle		
ELK					
07	750 lm	27 2700K	(blank) 38° lens (Standard)		
09	950 lm	30 3000K	-S 18° lens		
11	1150 lm	35 3500K	-N 25° lens		
		40 4000K	-W 60° lens		
		SD Sunset Dimming (For ELK09 & ELK11)	-FC 18° - 50° Adjustable (ELK07 Only)		

### ACCESSORIES

**Lens**

**EP731C** 18° Lens  
**EP732C** 25° Lens  
**EP733C** 38° Lens  
**EP734C** 60° Lens  
\*EP732C, EP733C, EP734C Included with standard module

**Snoot**

**L50W** White  
**L50B** Black

**Secondary Optics**

**L45** Hex Louver      **L57** White Hex Louver  
**L46** Linear Lens    **L52** Blue Lens  
**L47** Spread Louver   **L53** Pink Shifter  
**L49** Frosted Lens  
**L51** Color Shifter

\*Standard module includes 38° installed with 25° & 60° field changeable lenses.

**Koto™ LED Module with 5-CCT Switch**

**Product Number**

**ELK08CT5** 825 lm, 5-CCT, 120V  
**ELK10CT5** 1000 lm, 5-CCT, 120V

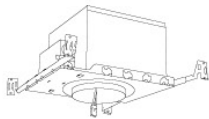
**12V AC Retrofit Koto™ LED Module**

For retrofitting 4" Bi-Pin 12V AC GU5.3 Housings

**Product Number**

**ELK0827-12** 800 lm, 2700K, 12V AC  
**ELK0830-12** 800 lm, 3000K, 12V AC  
**ELK08SD-12** 800 lm, Sunset, 12V AC

## 4" Koto™ Dedicated LED ICA Housings



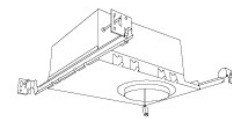
4" ICA Maximum Adjustability Housing  
**New Construction**

CAT NO.	SPECIFICATIONS
EL485ICA	Maximum Adjustability



4" ICA Housing  
**New Construction**

CAT NO.	SPECIFICATIONS
EL490ICA	14W, 120/277V
EL490ICA-EM5	Emergency Battery Back-up (90 minutes)



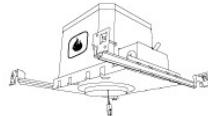
4" R-60 Spray Foam Insulation Housing  
**New Construction**

CAT NO.	SPECIFICATIONS
EL490AJICA	Maximum Adjustability, For use in R60 or Chicago plenum applications



4" ICA Housing  
**Remodel**

CAT NO.	SPECIFICATIONS
EL490RICA	14W, 120V



2-Hour Fire Rated 4" ICA Housing  
**New Construction**

CAT NO.	SPECIFICATIONS
EL48FICA	7 1/2" Height, Sound Rated

# Compatible Products

For use with 4" Koto™ Twist-On Trims

## Koto™ Architectural LED Light Engine



**Koto™ LED Light Engine**  
ELK19 - ELK21

PRODUCT NUMBER BUILDER				
Koto™ LED Light Engine	Lumens	Color Temperature	Beam Angle	
ELK				
19	750 - 850 lm	27D 2700K	(blank)	38° lens (Standard)
21	1100 - 1500 lm	30D 3000K	-S	18° lens
		35D 3500K	-N	25° lens
		40D 4000K	-W	60° lens
		SD Sunset Dimming (ELK19 Only)	-FC	18° - 50° Adjustable (ELK21 Only)

*\*Standard module includes 38° installed with 25° & 60° field changeable lenses.*

### ACCESSORIES



#### Lens

- EP731C** 18° Lens
  - EP732C** 25° Lens
  - EP733C** 38° Lens
  - EP734C** 60° Lens
- \*EP732C, EP733C, EP734C  
Included with standard module



#### Snoot

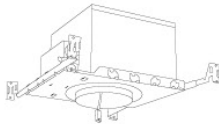
- L50W** White
- L50B** Black



#### Secondary Optics

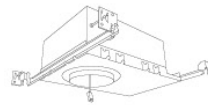
- L45** Hex Louver
- L46** Linear Lens
- L47** Spread Louver
- L49** Frosted Lens
- L51** Color Shifter
- L57** White Hex Louver
- L52** Blue Lens
- L53** Pink Shifter

## 4" Koto™ Architectural Recessed Housings



**4" Maximum Adjustability ICA Housing**  
Use with ELK21 Series Module  
Not for use with ELK19 Series Module  
**New Construction**

CAT NO.	SPECIFICATIONS
E4LK47ICA	1350 lm, 15.7W, 120V, Triac/ELV
E4LK48ICAD	1350 lm, 15.7W, 120/277V, 0-10V/Triac/ELV
E4LK78ICA	1500 lm, 18.9W, 120V, Triac/ELV
E4LK79ICAD	1500 lm, 18.9W, 120/277V, 0-10V/Triac/ELV



**4" Shallow Maximum Adjustability ICA Housing**  
1000 lm (14.7W) w/ELK19 Series Module  
1200 lm (14.7W) w/ELK21 Series Module  
**New Construction**

CAT NO.	SPECIFICATIONS
E4LK98ICA	120V, Triac/ELV
E4LK99ICAD	120/277V, 0-10V/Triac/ELV



**4" Standard ICA Housing**  
800 lm (11.8W) w/ELK19 Series Module  
1000 lm (11.8W) w/ELK21 Series Module  
**New Construction**

CAT NO.	SPECIFICATIONS
E4LK87ICA	120V, Triac/ELV
E4LK87ICA-EM1	Emergency Battery Back-Up
E4LK88ICAD	120/277V, 0-10V/Triac/ELV
E4LK88ICAD-EM1	Emergency Battery Back-Up



**4" Standard ICA Housing**  
800 lm (11.8W) w/ELK19 Series Module  
1000 lm (11.8W) w/ELK21 Series Module  
**Remodel**

CAT NO.	SPECIFICATIONS
E4LK87RICA	120V, Triac/ELV
E4LK88RICAD	120/277V, 0-10V/Triac/ELV



**2-Hour Fire Rated 4" ICA Housing**  
750 lm (11.8W) w/ELK19 Series Module  
950 lm (11.8W) w/ELK21 Series Module  
**New Construction**

CAT NO.	SPECIFICATIONS
ELK93FICA	120V, Triac/ELV
ELK94FICAD	120/277V, 0-10V/Triac/ELV