

Sectional Indoor LED Tape Light



Ambio™ E460 is Sectional LED Tape Light with 1.5W/ft.- 4.4W/ft and an industry leading 93+CRI. Our LED Mini Connector tape light allows the user to connect tape together without any soldering. It is a quick and easy way to customize the length of your tape light without extra difficult work.

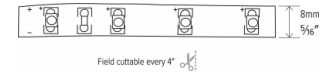
Features

- Dimmable with ELCO dimmable drivers
- 16ft. Detachable sections (w/plug-in connector)
- 3M Adhesive backing for easy installation
- Field cuttable every 4 inches
- Strip width 8mm

Specifications

| | |
|----------------|-------|
| Wattage | 1.5W |
| Lumens | 95 lm |
| Voltage | 24V |
| CRI | 93+ |

Dimensions



Technical Details

Construction: Specification grade LED Tape light with premium 3M tape backing for architectural applications. Available in custom cuts and set rolls sizes. Custom cuts are factory cuts and packaged for hassle free projects.

Installation: 3M tape backing allows for quick and easy adhesions to a flat surface.

Aluminum Channels: Compatible with ELCO: EUD31, EUD32, EUD33, EUD34, EUD35, EUD36, and EUD37.

Electrical:

- Input Voltage: 24V
- Input Power: 1.5W/ft - 4.4W/ft

LED Technology:

- 95 lm/ft - 158 lm/ft.
- Extremely accurate color rendering with 93+CRI
- Lumen Maintenance of 50,000 hours L70 Life based on LM80 standardized test results
- Available in various CCT options. For additional options please consult factory.

Dimmability: Dimmable with compatible 24V DC dimmable drivers

Listings: cUL Listed. RoHS Compliant. ENERGY STAR® Certified. California Title 24 JA8-2016- E.

Product Number

| Item | Description | Lumens | Watts | Voltage |
|------------------|-------------|--------|-------|---------|
| E460-24CW | Cool White | 95 lm | 1.5W | 24V |

Product Number Builder Example: E460-24WW

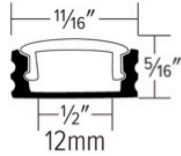
| | | | | |
|-------------------------------------|---|---------------|--|---|
| Sectional Indoor | - | Voltage | Color Temperature | - |
| | | | | |
| E460 (1.5W/ft.) E1460 (4.4W/ft.) | - | 24 24V | CW Cool White WW Warm White M RGB | - |

Compatible Products

For LED Tape Lights



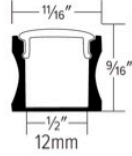
Aluminum Channels



Shallow Mount LED Aluminum Channel

Includes end caps, mounting clips & lens. Fits tape lights up to 12mm (1/2") wide

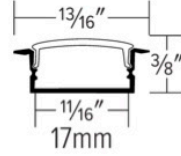
| CAT NO. | SPECIFICATIONS |
|----------|--------------------|
| EUD31-8 | 8' Channel |
| EUD31-CC | Custom Cut Channel |



Deep Mount LED Aluminum Channel

Includes end caps, mounting clips & lens. Fits tape lights up to 12mm (1/2") wide

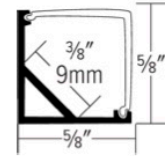
| CAT NO. | SPECIFICATIONS |
|----------|--------------------|
| EUD32-8 | 8' Channel |
| EUD32-CC | Custom Cut Channel |



Recessed Mount LED Aluminum Channel

Includes end caps, mounting clips & lens. Fits tape lights up to 17mm (1 1/16") wide

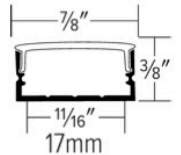
| CAT NO. | SPECIFICATIONS |
|----------|--------------------|
| EUD33-8 | 8' Channel |
| EUD33-CC | Custom Cut Channel |



Square Corner Mount LED Aluminum Channel

Includes end caps, mounting clips & lens. Fits tape lights up to 9mm (3/8") max

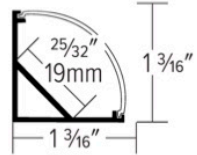
| CAT NO. | SPECIFICATIONS |
|----------|--------------------|
| EUD34-8 | 8' Channel |
| EUD34-CC | Custom Cut Channel |



Surface Mount LED Aluminum Channel

Includes end caps, mounting clips & lens. Fits tape lights up to 17mm (1 1/16") wide

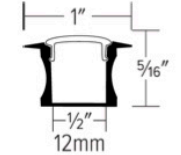
| CAT NO. | SPECIFICATIONS |
|----------|--------------------|
| EUD35-8 | 8' Channel |
| EUD35-CC | Custom Cut Channel |



Round Corner Mount LED Aluminum Channel

Includes end caps, mounting clips & lens. Fits tape lights up to 19mm (25/32") wide

| CAT NO. | SPECIFICATIONS |
|----------|--------------------|
| EUD36-8 | 8' Channel |
| EUD36-CC | Custom Cut Channel |



Shallow Recessed Mount LED Aluminum Channel

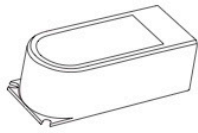
Includes end caps, mounting clips and lens. Fits tape lights up to 12mm (1/2") wide

| CAT NO. | SPECIFICATIONS |
|----------|--------------------|
| EUD37-8 | 8' Channel |
| EUD37-CC | Custom Cut Channel |

Compatible Products

For Tape Lights

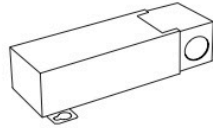
LED Drivers



Electronic Low Voltage Dimmable Driver

No minimum load.
24V DC Output, 120V Input

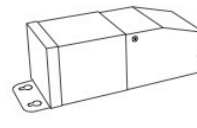
| CAT NO. | SPECIFICATIONS |
|------------|----------------|
| DRVE24V60W | 60W |



Magnetic Low Voltage Dimmable Driver (Small)

Indoor and outdoor use.
24V DC Output, 120V Input
3 1/16" W x 1 3/8" H x 6" L

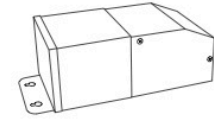
| CAT NO. | SPECIFICATIONS |
|------------|----------------|
| DRVM24V20W | 20W |
| DRVM24V40W | 40W |



Magnetic Low Voltage Dimmable Driver (Medium)

Indoor and outdoor use.
24V DC Output, 120V Input
3 1/16" W x 2 7/8" H x 8 5/8" L

| CAT NO. | SPECIFICATIONS |
|------------|----------------|
| DRVM24V60W | 60W |



Magnetic Low Voltage Dimmable Driver (Large)

Outdoor and wall mount use only
24V DC Output, 120V Input
4 1/8" W x 3 3/8" H x 9 1/4" L

| CAT NO. | SPECIFICATIONS |
|-------------|----------------|
| DRVM24V100W | 100W |
| DRVM24V150W | 150W |
| DRVM24V200W | 200W |
| DRVM24V300W | 300W |



Constant Voltage LED Driver

24V DC Output, 120V-277V Input

| CAT NO. | SPECIFICATIONS |
|---------|----------------|
| DRV60W | 60W |
| DRV100W | 100W |



0-10V Dimmable Driver

24V DC Output, 120V-277V Input

| CAT NO. | SPECIFICATIONS |
|-----------|----------------|
| DRV30W-10 | 30W |
| DRV60W-10 | 60W |
| DRV96W-10 | 96W |



Lutron™ Hi-Lume 1% LED Driver

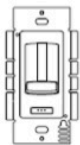
Continuous flicker free dimming from 100% to 1%. Inrush current limiting circuitry. 120V - 277V

| CAT NO. | SPECIFICATIONS |
|----------|------------------------|
| DRVLT40W | (40W) Triac |
| DRVL340W | (40W) Lutron Ecosystem |

Lutron™ Hi-Lume Premiere 0.1% Dimming LED Driver

Continuous flicker free dimming from 100% to 1%. Inrush current limiting circuitry. 120V - 277V

| CAT NO. | SPECIFICATIONS |
|----------|------------------------|
| DRVL396W | (96W) Lutron Ecosystem |



Dimmer with Built-in Driver

Combinational dimmer and driver in one. Single pole preset dimmer with on/off button. 24V DC Output, 120V Input

| CAT NO. | SPECIFICATIONS |
|---------|----------------|
| DIMTP2 | 100W |