

Round Mini LED Step Light with Open Faceplate

ELCO's Ibis Collection consists of diecast wet location mini LED Step Lights which are offered in 2W or 3W, 3000K or 4000K, 120V or 12V AC/DC in round or rectangle with an Angled Louver, Open Frame Lens or Scoop Faceplate in a sharp White, Black, Nickel or Copper powder coated finish.



Features

- Single Piece Diecast aluminum faceplate.
- Powder Coated Faceplate.
- Integrated LED board and driver.
- Diffused lens behind faceplate.
- Wet Location listed for indoor or outdoor use.
- Mounts in a round junction box.
- 1 9/16" Depth
- Life span of 50,000 hours L70.
- Input Volt: 12V or 120V. (12V units work with 12V AC or 12V DC supply)
- Rated: IP67.

Specifications

Wattage	3W
Voltage	120V
Color Temp.	4000K
Lamp Type	LED
CRI	90+
Wet Location	Listed

Options



White



Black



Nickel



Copper



Bronze

Technical Details

Optics: Frosted lens diffuses light and illuminates walkway.

Construction: Diecast Faceplate with smooth powder coat finish. LED board and driver integrated in housing. Security screws for mounting faceplate to box included.

Installation: Easily installs into a round junction box.

Electrical:

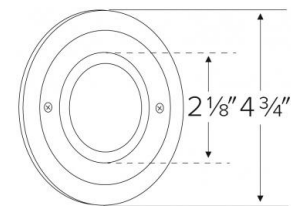
- Ambient operating temperature -23°F (-5°C) to 113°F (45°C).
- 120V ELST86: Driver input of 120V 50/60Hz connects directly to line voltage power.
- 12V ELST84: Input of 12V requires an external transformer. (12V units work with 12V AC or 12V DC supply)

LED Technology:

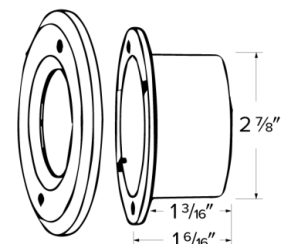
- 90+ CRI for extremely accurate color rendering.
- Lumen Maintenance of 50,000 hours L70 Life.
- LED Array.

Listings: cETLus listed for Wet Location.

Dimensions



Dimensions



Product Number

Item	Lamp type	CCT	Watts	Voltage	Finish
ELST8640W	LED	4000K	3W	120V	All White

Product Number Builder Example: ELST8430B

ELCO Mini LED Step Lights

Voltage

Color Temp.

Finish

ELST8

4 12V

6 120V

30 3000K

40 4000K

W All White

B All Black

N Nickel

CP Copper

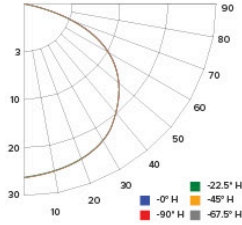
BZ All Bronze

Photometric Report

Round Mini LED Step Light with Open Faceplate

PHOTOMETRIC REPORT

Product #: ELST8640
 Wattage / Lumens: 2.1W / 66 lm
 Luminaire LPW: 31.4 lm/W



CANDLE POWER SUMMARY

Degree Vertical	0°
0	25
5	25
15	24
25	22
35	19
45	15
55	12
65	8
75	3
85	0
90	0

ILLUMINANCE AT A DISTANCE

Distance to Target Plane	Center Beam Footcandles	Beam Diameter
4'	1.59	10.5'
6'	0.71	15.8'
8'	0.40	21.0'
10'	0.25	31.5'

ZONAL LUMEN SUMMARY

Zone	Lumens	%Luminaire
0-30°	19.4	29.3
0-40°	31.3	47.4
0-60°	53.9	81.7
0-90°	66.0	100