

# Round Mini LED Step Light with Angled Louver

ELCO's Ibis Collection consists of diecast wet location mini LED Step Lights which are offered in 2W or 3W, 3000K or 4000K, 120V or 12V AC/DC in round or rectangle with an Angled Louver, Open Frame Lens or Scoop Faceplate in a sharp White, Black, Nickel or Copper powder coated finish.



## Features

- Single Piece Diecast aluminum faceplate.
- Powder Coated Faceplate.
- Integrated LED board and driver.
- Diffused lens behind faceplate.
- Wet Location listed for indoor or outdoor use.
- Mounts in a round junction box. (4" Octagon)
- Life span of 50,000 hours L70.
- Input Volt: 12V or 120V. (12V units work with 12V AC or 12V DC supply)
- Rated: IP67.

## Specifications

<b>Wattage</b>	3W
<b>Voltage</b>	120V or 12V
<b>Color Temp.</b>	3000K - 4000K
<b>Lamp Type</b>	LED
<b>CRI</b>	90+
<b>Wet Location</b>	Listed

## Options



White



Black



Nickel



Copper, 3000K,  
3W, 12V



Bronze

## Technical Details

**Optics:** Louver face directs light downward to illuminate walkway with frosted lens to diffuse light.

**Construction:** Diecast Faceplate with smooth powder coat finish. LED board and driver integrated in housing. Security screws for mounting faceplate to box included.

**Installation:** Easily installs into a round junction box. (4" octagon)

### Electrical:

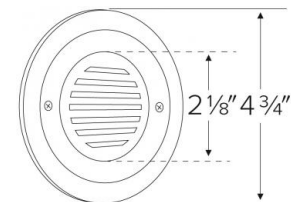
- Ambient operating temperature -23°F (-5°C) to 113°F (45°C).
- 120V ELST87: Driver input of 120V 50/60Hz connects directly to line voltage power.
- 12V ELST85: Input of 12V requires an external transformer. (12V units work with 12V AC or 12V DC supply)

### LED Technology:

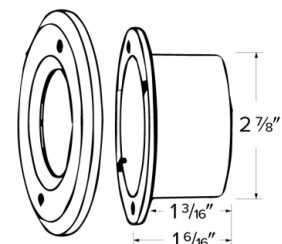
- 90+ CRI for extremely accurate color rendering.
- Lumen Maintenance of 50,000 hours L70 Life.
- LED Array.

**Listings:** cETLus listed for Wet Location.

## Dimensions



## Dimensions



## Product Numbers

Item	Lamp type	CCT	Watts	Voltage	Finish
<b>ELST8530B</b>	LED	3000K	3W	12V	All Black
<b>ELST8540B</b>	LED	4000K	3W	12V	All Black
<b>ELST8530BZ</b>	LED	3000K	3W	12V	All Bronze
<b>ELST8540BZ</b>	LED	4000K	3W	12V	All Bronze
<b>ELST8530CP</b>	LED	3000K	3W	12V	Copper
<b>ELST8540CP</b>	LED	4000K	3W	12V	Copper
<b>ELST8530N</b>	LED	3000K	3W	12V	Nickel
<b>ELST8540N</b>	LED	4000K	3W	12V	Nickel
<b>ELST8530W</b>	LED	3000K	3W	12V	All White
<b>ELST8540W</b>	LED	4000K	3W	12V	All White
<b>ELST8730B</b>	LED	3000K	3W	120V	All Black
<b>ELST8740B</b>	LED	4000K	3W	120V	All Black
<b>ELST8730BZ</b>	LED	3000K	3W	120V	All Bronze
<b>ELST8740BZ</b>	LED	4000K	3W	120V	All Bronze
<b>ELST8730CP</b>	LED	3000K	3W	120V	Copper
<b>ELST8740CP</b>	LED	4000K	3W	120V	Copper
<b>ELST8730N</b>	LED	3000K	3W	120V	Nickel
<b>ELST8740N</b>	LED	4000K	3W	120V	Nickel
<b>ELST8730W</b>	LED	3000K	3W	120V	All White
<b>ELST8740W</b>	LED	4000K	3W	120V	All White

## Product Number Builder Example: ELST8530B

ELCO Mini LED Step Lights

Voltage

Color Temp.

Finish

**ELST8**

**5** 12V

**7** 120V

**30** 3000K

**40** 4000K

**W** All White

**B** All Black

**N** Nickel

**CP** Copper

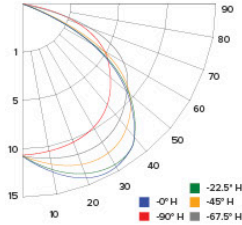
**BZ** All Bronze

# Photometric Report

## Round Mini LED Step Light with Angled Louver

### PHOTOMETRIC REPORT

Product #: ELST8740  
 Wattage / Lumens: 2.1W / 30.2 lm  
 Luminaire LPW: 14.4 lm/W



### CANDLE POWER SUMMARY

Degree Vertical	0°
0	12
5	13
15	14
25	15
35	14
45	13
55	8
65	4
75	2
85	0
90	0

### ILLUMINANCE AT A DISTANCE

Distance to Target Plane	Center Beam Footcandles	Beam Diameter
4'	0.73	10.5'
6'	0.33	15.7'
8'	0.18	21.0'
10'	0.12	26.2'

### ZONAL LUMEN SUMMARY

Zone	Lumens	%Luminaire
0-30°	9.0	29.9
0-40°	14.7	48.6
0-60°	25.2	83.5
0-90°	30.2	100