

Reflector, Baffle & Flexa™ Trims for 2" LED Elm™ Downlights

Mix-&-Match with Desired Reflector & Trim Finish



Features

- Designed to be used with ERT2L06CT5 or ERT2HL08CT5 Downlights
- One reflector or baffle and trim required for each ERT2 module
- White, Black, Haze & Bronze finishes available

Options



White Reflector



Black Reflector



Haze Reflector



Bronze Reflector



White Baffle



Black Baffle



Bronze Baffle



White Round Trim



Black Round Trim



Bronze Round Trim

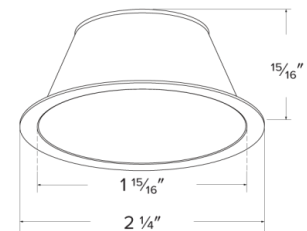


White Square Trim

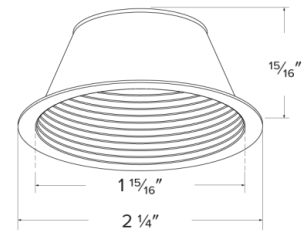


Black Square Trim

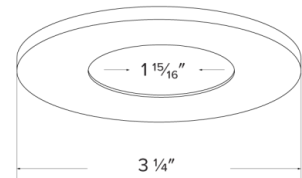
Reflector Dimensions



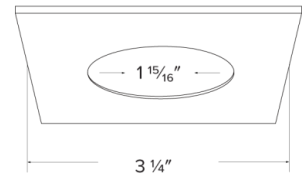
Baffle Dimensions



Round Trim Dimensions



Square Trim Dimensions



Product Numbers

Item	Description	Finish
ERT210W	Reflector	White
ERT210B	Reflector	Black
ERT210H	Reflector	Haze
ERT210BZ	Reflector	Bronze
ERT214W	Baffle	White
ERT214B	Baffle	Black
ERT214BZ	Baffle	Bronze
ERT2RW	Round Trim	White
ERT2RB	Round Trim	Black
ERT2RBZ	Round Trim	Bronze
ERT22SQW	Square Trim	White
ERT22SQB	Square Trim	Black

Product Number Builder

Example: **ERT210W**

Accessories for 2" LED Elm™ Downlights

Style

Color Finish

ERT

- 210** Reflector
- 214** Baffle
- 2R** Round Trim
- 225Q** Square Trim

- W** White
- B** Black
- H** Haze (Reflector Only)
- BZ** Bronze