


# Pex™ 4" Square Trimless Smooth Reflector Trim

Pex™ Precision die-cast trims with twist-on system for easy tool-free installation



## Features

- 4" Square Trimless Smooth Reflector.
- Convenient twist-on design for easy installation.
- Lamp: Koto™ LED Module and Canless Koto™ LED Module.
- Wet Location rated.

## Technical Details

**Installation:** Twist-lock design allows for easy mounting onto the Koto™ LED Module.

**Lamp:** Koto™ LED Module.

## Options



**EL4SFS - Frame**



**ELK445W - White Reflector**

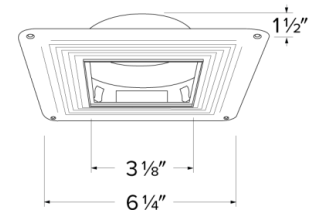


**ELK445H - Haze Reflector**

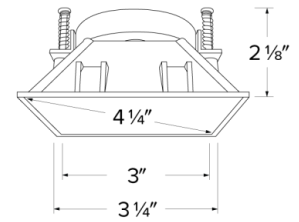


**ELK445B - Black Reflector**

## EL4SFS



## ELK445W



## Product Numbers

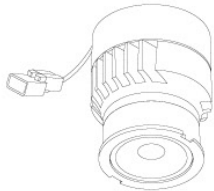
| Item           | Description                  | Finish    |
|----------------|------------------------------|-----------|
| <b>EL4SFS</b>  | Square Spackle Frame         |           |
| <b>ELK445W</b> | Square Smooth Reflector Trim | All White |
| <b>ELK445H</b> | Square Smooth Reflector Trim | Haze      |
| <b>ELK445B</b> | Square Smooth Reflector Trim | All Black |

# Compatible Products



For use with 4" Koto™ Twist-&-Lock Trimless

## Koto™ LED Module & 4" Dedicated LED ICA Housing



**Koto™ LED Module**  
ELK07 - ELK09

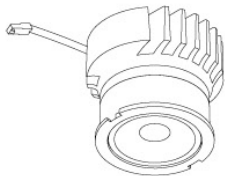
| PRODUCT NUMBER BUILDER |        |                                |                             |
|------------------------|--------|--------------------------------|-----------------------------|
| Koto™ LED Module       | Lumens | Color Temperature              | Beam Angle                  |
| ELK                    |        |                                |                             |
| 07                     | 750 lm | 27 2700K                       | (blank) 38° lens (Standard) |
| 09                     | 950 lm | 30 3000K                       | -S 18° lens                 |
|                        |        | 35 3500K                       | -N 25° lens                 |
|                        |        | 40 4000K                       | -W 60° lens                 |
|                        |        | SD Sunset Dimming (ELK09 Only) |                             |



4" ICA Maximum Adjustability Housing  
**New Construction**

| CAT NO.  | SPECIFICATIONS        |
|----------|-----------------------|
| EL485ICA | Maximum Adjustability |

## Koto™ Architectural LED Light Engine & 4" Architectural ICA Housings

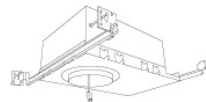


**Koto™ LED Light Engine**  
ELK19 - ELK21

| PRODUCT NUMBER BUILDER |                |                                |                             |
|------------------------|----------------|--------------------------------|-----------------------------|
| Koto™ LED Light Engine | Lumens         | Color Temperature              | Beam Angle                  |
| ELK                    |                |                                |                             |
| 19                     | 750 - 850 lm   | 27D 2700K                      | (blank) 38° lens (Standard) |
| 21                     | 1100 - 1500 lm | 30D 3000K                      | -S 18° lens                 |
|                        |                | 35D 3500K                      | -N 25° lens                 |
|                        |                | 40D 4000K                      | -W 60° lens                 |
|                        |                | SD Sunset Dimming (ELK19 Only) |                             |



4" High Lumen Maximum Adjustability ICA Housing  
1500 lm (18.9W) w/ELK21 Series Module  
Not for use with ELK19 Series Module  
**New Construction**



4" Shallow Maximum Adjustability ICA Housing  
850 lm (14.7W) w/ELK19 Series Module  
1100 lm (14.7W) w/ELK21 Series Module  
**New Construction**

| CAT NO.    | SPECIFICATIONS                      |
|------------|-------------------------------------|
| E4LK47ICA  | 15.7W - 120V - Triac/ELV            |
| E4LK48ICAD | 15.7W - 120/277V<br>0-10V/Triac/ELV |
| E4LK79ICAD | 18.9W - 120/277V<br>0-10V/Triac/ELV |

| CAT NO.    | SPECIFICATIONS             |
|------------|----------------------------|
| E4LK98ICA  | 120V - Triac/ELV           |
| E4LK99ICAD | 120/277V - 0-10V/Triac/ELV |

### ACCESSORIES FOR KOTO™ LED MODULE & KOTO™ ARCHITECTURAL LED LIGHT ENGINE



#### Lens

|        |          |
|--------|----------|
| EP731C | 18° Lens |
| EP732C | 25° Lens |
| EP733C | 38° Lens |
| EP734C | 60° Lens |

\*EP732C, EP733C, EP734C Included



#### Reflectors

|        |     |
|--------|-----|
| EP735C | 15° |
| EP736C | 25° |
| EP737C | 38° |
| EP738C | 60° |



#### Secondary Optics

|     |               |
|-----|---------------|
| L45 | Hex Louver    |
| L46 | Linear Louver |
| L47 | Spread Louver |