

Pex™ 4" Square Deep Reflector

Pex™ Precision die-cast trims with twist-&-lock system for easy Koto™ Module installation



Features

- 4" Square Deep Reflector.
- Convenient twist-lock design for easy installation.
- Lamp: Koto™ LED Module.
- Wet location rated.

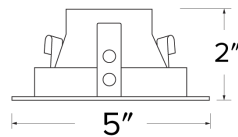
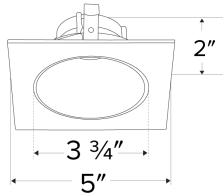
Technical Details

Construction: Diecast aluminum with a powder coated finish.

Installation: Twist-lock design allows for easy mounting onto the Koto™ LED Module.

Compatible Housing: Compatible with 4" IC and non-IC housings.

Lamp: Koto™ LED Module.



Dimensions:

Options



All White



All Black



All Bronze



Black with White Trim



Chrome with White Trim



Haze with White Trim

Product Numbers

| Item | Finish |
|-----------|------------------------|
| ELK4218W | All White |
| ELK4218BB | All Black |
| ELK4218BZ | All Bronze |
| ELK4218B | Black with White Trim |
| ELK4218C | Chrome with White Trim |
| ELK4218H | Haze with White Trim |

Product Number Builder Example: ELK4218W

Pex™ 4" Square Deep Reflector

Finish

ELK4218

- W** All White
- BB** All Black
- BZ** All Bronze
- B** Black with White Trim
- C** Chrome with White Trim
- H** Haze with White Trim

Compatible Products



For use with 4" Koto™ Twist-On Trims

Koto™ LED Module



Koto™ LED Module
ELK07, ELK09, & ELK11

| PRODUCT NUMBER BUILDER | | | | | |
|------------------------|---------|---------------------------------------|---------------------------------------|--|--|
| Koto™ LED Module | Lumens | Color Temperature | Beam Angle | | |
| ELK | | | | | |
| 07 | 750 lm | 27 2700K | (blank) 38° lens (Standard) | | |
| 09 | 950 lm | 30 3000K | -S 18° lens | | |
| 11 | 1150 lm | 35 3500K | -N 25° lens | | |
| | | 40 4000K | -W 60° lens | | |
| | | SD Sunset Dimming (For ELK09 & ELK11) | -FC 18° - 50° Adjustable (ELK07 Only) | | |

ACCESSORIES

Lens

EP731C 18° Lens
EP732C 25° Lens
EP733C 38° Lens
EP734C 60° Lens
*EP732C, EP733C, EP734C Included with standard module

Snoot

L50W White
L50B Black

Secondary Optics

L45 Hex Louver **L57** White Hex Louver
L46 Linear Lens **L52** Blue Lens
L47 Spread Louver **L53** Pink Shifter
L49 Frosted Lens
L51 Color Shifter

*Standard module includes 38° installed with 25° & 60° field changeable lenses.

Koto™ LED Module with 5-CCT Switch

Product Number

ELK08CT5 825 lm, 5-CCT, 120V
ELK10CT5 1000 lm, 5-CCT, 120V

12V AC Retrofit Koto™ LED Module

For retrofitting 4" Bi-Pin 12V AC GU5.3 Housings

Product Number

ELK0827-12 800 lm, 2700K, 12V AC
ELK0830-12 800 lm, 3000K, 12V AC
ELK08SD-12 800 lm, Sunset, 12V AC

4" Koto™ Dedicated LED ICA Housings



4" ICA Maximum Adjustability Housing
New Construction

| CAT NO. | SPECIFICATIONS |
|----------|-----------------------|
| EL485ICA | Maximum Adjustability |



4" ICA Housing
New Construction

| CAT NO. | SPECIFICATIONS |
|--------------|--|
| EL490ICA | 14W, 120/277V |
| EL490ICA-EM5 | Emergency Battery Back-up (90 minutes) |



4" R-60 Spray Foam Insulation Housing
New Construction

| CAT NO. | SPECIFICATIONS |
|------------|--|
| EL490AJICA | Maximum Adjustability, For use in R60 or Chicago plenum applications |



4" ICA Housing
Remodel

| CAT NO. | SPECIFICATIONS |
|-----------|----------------|
| EL490RICA | 14W, 120V |



2-Hour Fire Rated 4" ICA Housing
New Construction

| CAT NO. | SPECIFICATIONS |
|----------|----------------------------|
| EL48FICA | 7 1/2" Height, Sound Rated |

Compatible Products

For use with 4" Koto™ Twist-On Trims

Koto™ Architectural LED Light Engine



Koto™ LED Light Engine
ELK19 - ELK21

| PRODUCT NUMBER BUILDER | | | | |
|------------------------|----------------|--------------------------------|------------|-----------------------------------|
| Koto™ LED Light Engine | Lumens | Color Temperature | Beam Angle | |
| ELK | | | | |
| 19 | 750 - 850 lm | 27D 2700K | (blank) | 38° lens (Standard) |
| 21 | 1100 - 1500 lm | 30D 3000K | -S | 18° lens |
| | | 35D 3500K | -N | 25° lens |
| | | 40D 4000K | -W | 60° lens |
| | | SD Sunset Dimming (ELK19 Only) | -FC | 18° - 50° Adjustable (ELK21 Only) |

**Standard module includes 38° installed with 25° & 60° field changeable lenses.*

ACCESSORIES



Lens

- EP731C** 18° Lens
 - EP732C** 25° Lens
 - EP733C** 38° Lens
 - EP734C** 60° Lens
- *EP732C, EP733C, EP734C
Included with standard module



Snoot

- L50W** White
- L50B** Black



Secondary Optics

- L45** Hex Louver
- L46** Linear Lens
- L47** Spread Louver
- L49** Frosted Lens
- L51** Color Shifter
- L57** White Hex Louver
- L52** Blue Lens
- L53** Pink Shifter

4" Koto™ Architectural Recessed Housings



4" Maximum Adjustability ICA Housing
Use with ELK21 Series Module
Not for use with ELK19 Series Module
New Construction

| CAT NO. | SPECIFICATIONS |
|------------|---|
| E4LK47ICA | 1350 lm, 15.7W, 120V, Triac/ELV |
| E4LK48ICAD | 1350 lm, 15.7W, 120/277V, 0-10V/Triac/ELV |
| E4LK78ICA | 1500 lm, 18.9W, 120V, Triac/ELV |
| E4LK79ICAD | 1500 lm, 18.9W, 120/277V, 0-10V/Triac/ELV |



4" Shallow Maximum Adjustability ICA Housing
1000 lm (14.7W) w/ELK19 Series Module
1200 lm (14.7W) w/ELK21 Series Module
New Construction

| CAT NO. | SPECIFICATIONS |
|------------|---------------------------|
| E4LK98ICA | 120V, Triac/ELV |
| E4LK99ICAD | 120/277V, 0-10V/Triac/ELV |



4" Standard ICA Housing
800 lm (11.8W) w/ELK19 Series Module
1000 lm (11.8W) w/ELK21 Series Module
New Construction

| CAT NO. | SPECIFICATIONS |
|----------------|---------------------------|
| E4LK87ICA | 120V, Triac/ELV |
| E4LK87ICA-EM1 | Emergency Battery Back-Up |
| E4LK88ICAD | 120/277V, 0-10V/Triac/ELV |
| E4LK88ICAD-EM1 | Emergency Battery Back-Up |



4" Standard ICA Housing
800 lm (11.8W) w/ELK19 Series Module
1000 lm (11.8W) w/ELK21 Series Module
Remodel

| CAT NO. | SPECIFICATIONS |
|-------------|---------------------------|
| E4LK87RICA | 120V, Triac/ELV |
| E4LK88RICAD | 120/277V, 0-10V/Triac/ELV |



2-Hour Fire Rated 4" ICA Housing
750 lm (11.8W) w/ELK19 Series Module
950 lm (11.8W) w/ELK21 Series Module
New Construction

| CAT NO. | SPECIFICATIONS |
|------------|---------------------------|
| ELK93FICA | 120V, Triac/ELV |
| ELK94FICAD | 120/277V, 0-10V/Triac/ELV |

Compatible Products

For use with 4" Koto™ Twist-On Trims

Koto™ 24V DC LED Light Engine



24V DC Koto™ LED Light Engine

| PRODUCT NUMBER BUILDER | | | |
|------------------------|--------|-------------------|---------|
| Koto™ LED Light Engine | Lumens | Color Temperature | Voltage |
| ELK | | | |

| | | | | | |
|----|--------|----|-------|-----|--------|
| 08 | 800 lm | 27 | 2700K | -24 | 24V DC |
| | | 30 | 3000K | | |

**Standard module includes 38° installed with 25° & 60° field changeable lenses.*

ACCESSORIES



Lens

EP731C 18° Lens
EP732C 25° Lens
EP733C 38° Lens
EP734C 60° Lens
**EP732C, EP733C, EP734C Included with standard module*



Snout

L50W White
L50B Black



Secondary Optics

L45 Hex Louver
L46 Linear Lens
L47 Spread Louver
L49 Frosted Lens
L51 Color Shifter
L57 White Hex Louver
L52 Blue Lens
L53 Pink Shifter

4" Koto™ Dedicated LED ICA Housing (24V DC Input)



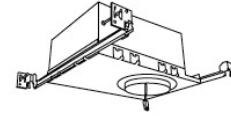
24V DC 4" ICA Maximum Adjustability Housing
New Construction

| CAT NO. | SPECIFICATIONS |
|------------|--|
| E24V485ICA | Maximum Adjustability <i>*Requires 24V DC Transformer</i> |



24V DC 4" ICA Housing
New Construction

| CAT NO. | SPECIFICATIONS |
|------------|-------------------------------------|
| E24V490ICA | <i>*Requires 24V DC Transformer</i> |



24V DC 4" R-60 Spray Foam Insulation Housing
New Construction

| CAT NO. | SPECIFICATIONS |
|--------------|---|
| E24V490AJICA | Maximum Adjustability, For use in R60 or Chicago plenum applications <i>*Requires 24V DC Transformer</i> |



24V DC 4" ICA Housing
Remodel

| CAT NO. | SPECIFICATIONS |
|-------------|-------------------------------------|
| E24V490RICA | <i>*Requires 24V DC Transformer</i> |



24V DC 2-Hour Fire Rated 4" ICA Housing
New Construction

| CAT NO. | SPECIFICATIONS |
|------------|---|
| E24V48FICA | 7 1/2" Height Sound Rated <i>*Requires 24V DC Transformer</i> |