

Pex™ 4" Round Directional Gimbal

Pex™ Precision die-cast adjustable trims with twist-on system for easy Koto™ Module installation



Features

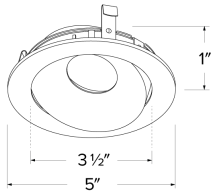
- 4" Round Curved Reflector.
- 25° tilt, 358° Rotation
- Convenient twist-on design for easy installation.
- Lamp: Koto™ LED Module.
- Damp location rated.

Technical Details

Construction: Diecast aluminum with a powder coated finish.

Installation: Twist-on design allows for easy mounting onto the Koto™ LED Module.

Lamp: Koto™ LED Module.



Dimensions:

Options



All White



All Black



Black/White Ring



Haze/White Ring

Product Number

| Item | Finish |
|----------|-----------|
| ELK4179W | All White |

Product Number Builder Example: ELK4179W

Pex™ 4" Round Curved Reflector

Finish

ELK4179

- W** All White
- BB** All Black
- B** Black with White Trim
- H** Haze with White Trim

Compatible Products

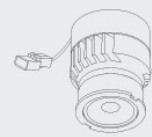
For use with 4" Koto™ Twist-On Trims

Koto™ LED Module & 4" Dedicated LED ICA Housing



Koto™ LED Module
ELK07, ELK09, & ELK11

| PRODUCT NUMBER BUILDER | | | | | |
|------------------------|---------|---------------------------------------|------------|-----------------------------------|--|
| Koto™ LED Module | Lumens | Color Temperature | Beam Angle | | |
| ELK | | | | | |
| 07 | 750 lm | 27 2700K | (blank) | 38° lens (Standard) | |
| 09 | 950 lm | 30 3000K | -S | 18° lens | |
| 11 | 1150 lm | 35 3500K | -N | 25° lens | |
| | | 40 4000K | -W | 60° lens | |
| | | SD Sunset Dimming (For ELK09 & ELK11) | -FC | 18° - 50° Adjustable (ELK07 Only) | |



Koto™ LED Module with 5-CCT Switch



Product Number

| | |
|----------|----------------------|
| ELK08CT5 | 825 lm, 5-CCT, 120V |
| ELK10CT5 | 1000 lm, 5-CCT, 120V |

ACCESSORIES



Lens

| | |
|--|----------|
| EP731C* | 18° Lens |
| EP732C* | 25° Lens |
| EP733C* | 38° Lens |
| EP734C* | 60° Lens |
| <small>*EP732C, EP733C, EP734C Included with standard module</small> | |



Snoot

| | |
|------|-------|
| L50W | White |
| L50B | Black |

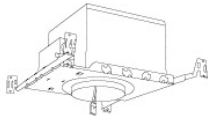


Secondary Optics

| | |
|-----|---------------|
| L45 | Hex Louver |
| L46 | Linear Lens |
| L47 | Spread Louver |
| L49 | Frosted Lens |
| L51 | Color Shifter |

*Standard module includes 38° installed with 25° & 60° field changeable lenses.

4" Koto™ Dedicated LED ICA Housing



4" ICA Maximum Adjustability Housing
New Construction

| CAT NO. | SPECIFICATIONS |
|----------|-----------------------|
| EL485ICA | Maximum Adjustability |

Compatible Products

For use with 4" Koto™ Twist-On Trims

Koto™ Architectural LED Light Engine



Koto™ LED Light Engine
ELK19 - ELK21

| PRODUCT NUMBER BUILDER | | | |
|------------------------|----------------|--------------------------------|---------------------------------------|
| Koto™ LED Light Engine | Lumens | Color Temperature | Beam Angle |
| ELK | | | |
| 19 | 750 - 850 lm | 27D 2700K | (blank) 38° lens (Standard) |
| 21 | 1100 - 1500 lm | 30D 3000K | -S 18° lens |
| | | 35D 3500K | -N 25° lens |
| | | 40D 4000K | -W 60° lens |
| | | SD Sunset Dimming (ELK19 Only) | -FC 18° - 50° Adjustable (ELK21 Only) |

**Standard module includes 38° installed with 25° & 60° field changeable lenses.*

ACCESSORIES



Lens

EP731C 18° Lens
EP732C 25° Lens
EP733C 38° Lens
EP734C 60° Lens
**EP732C, EP733C, EP734C
 Included with standard module*



Snoot

L50W White
L50B Black



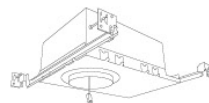
Secondary Optics

L45 Hex Louver
L46 Linear Lens
L47 Spread Louver
L49 Frosted Lens
L51 Color Shifter

4" Koto™ Architectural Recessed Housings



4" Maximum Adjustability ICA Housing
 Use with ELK21 Series Module
 Not for use with ELK19 Series Module
New Construction



4" Shallow Maximum Adjustability ICA Housing
 1000 lm (14.7W) w/ELK19 Series Module
 1200 lm (14.7W) w/ELK21 Series Module
New Construction

| CAT NO. | SPECIFICATIONS |
|------------|---|
| E4LK47ICA | 1350 lm, 15.7W, 120V, Triac/ELV |
| E4LK48ICAD | 1350 lm, 15.7W, 120/277V, 0-10V/Triac/ELV |
| E4LK78ICA | 1500 lm, 18.9W, 120V, Triac/ELV |
| E4LK79ICAD | 1500 lm, 18.9W, 120/277V, 0-10V/Triac/ELV |

| CAT NO. | SPECIFICATIONS |
|------------|---------------------------|
| E4LK98ICA | 120V, Triac/ELV |
| E4LK99ICAD | 120/277V, 0-10V/Triac/ELV |

Compatible Products

For use with 4" Koto™ Twist-On Trims

Koto™ 24V DC LED Light Engine



24V DC Koto™ LED Light Engine

| PRODUCT NUMBER BUILDER | | | |
|------------------------|--------|-------------------|---------|
| Koto™ LED Light Engine | Lumens | Color Temperature | Voltage |
| ELK | | | |

| | | | | | |
|----|--------|----|-------|-----|--------|
| 08 | 800 lm | 27 | 2700K | -24 | 24V DC |
| | | 30 | 3000K | | |

**Standard module includes 38° installed with 25° & 60° field changeable lenses.*

ACCESSORIES



Lens

| | |
|--------|----------|
| EP731C | 18° Lens |
| EP732C | 25° Lens |
| EP733C | 38° Lens |
| EP734C | 60° Lens |

**EP732C, EP733C, EP734C Included with standard module*



Snoot

| | |
|------|-------|
| L50W | White |
| L50B | Black |



Secondary Optics

| | | | |
|-----|---------------|-----|------------------|
| L45 | Hex Louver | L57 | White Hex Louver |
| L46 | Linear Lens | L52 | Blue Lens |
| L47 | Spread Louver | L53 | Pink Shifter |
| L49 | Frosted Lens | | |
| L51 | Color Shifter | | |

4" Koto™ Dedicated LED ICA Housings (24V DC Input)



24V DC 4" ICA Maximum Adjustability Housing
New Construction

| CAT NO. | SPECIFICATIONS |
|------------|-----------------------|
| E24V485ICA | Maximum Adjustability |

**Requires 24V DC Transformer*