

# Pex™ 4" Round Directional Gimbal

Pex™ Precision die-cast adjustable trims with twist-on system for easy Koto™ Module installation



## Features

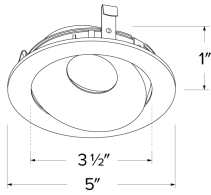
- 4" Round Curved Reflector.
- 25° tilt, 358° Rotation
- Convenient twist-on design for easy installation.
- Lamp: Koto™ LED Module.
- Damp location rated.

## Technical Details

**Construction:** Diecast aluminum with a powder coated finish.

**Installation:** Twist-on design allows for easy mounting onto the Koto™ LED Module.

**Lamp:** Koto™ LED Module.



**Dimensions:**

## Options



All White



All Black



Black/White Ring



Haze/White Ring

## Product Numbers

Item	Finish
ELK4179W	All White
ELK4179BB	All Black
ELK4179B	Black with White Trim
ELK4179H	Haze with White Trim

## Product Number Builder Example: ELK4179W

Pex™ 4" Round Curved Reflector

Finish

**ELK4179**

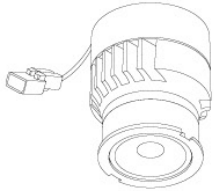
- W** All White
- BB** All Black
- B** Black with White Trim
- H** Haze with White Trim

# Compatible Products



For use with 4" Koto™ Twist-On Trims

## Koto™ LED Module & 4" Dedicated LED ICA Housing



**Koto™ LED Module**  
ELK07, ELK09, & ELK11

PRODUCT NUMBER BUILDER					
Koto™ LED Module	Lumens	Color Temperature	Beam Angle		
ELK					
07	750 lm	27 2700K	(blank) 38° lens (Standard)		
09	950 lm	30 3000K	-S 18° lens		
11	1150 lm	35 3500K	-N 25° lens		
		40 4000K	-W 60° lens		
		SD Sunset Dimming (For ELK09 & ELK11)	-FC 18° - 50° Adjustable (ELK07 Only)		



**Koto™ LED Module with 5-CCT Switch**

**Product Number**

ELK08CT5	825 lm, 5-CCT, 120V
ELK10CT5	1000 lm, 5-CCT, 120V

**ACCESSORIES**



**Lens**

EP731C*	18° Lens
EP732C*	25° Lens
EP733C*	38° Lens
EP734C*	60° Lens
<small>*EP732C, EP733C, EP734C Included with standard module</small>	



**Snoot**

L50W	White
L50B	Black

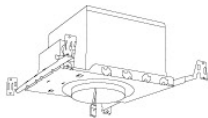


**Secondary Optics**

L45	Hex Louver
L46	Linear Lens
L47	Spread Louver
L49	Frosted Lens
L51	Color Shifter

\*Standard module includes 38° installed with 25° & 60° field changeable lenses.

## 4" Koto™ Dedicated LED ICA Housing



4" ICA Maximum Adjustability Housing  
**New Construction**

CAT NO.	SPECIFICATIONS
EL485ICA	Maximum Adjustability

# Compatible Products

For use with 4" Koto™ Twist-On Trims

## Koto™ Architectural LED Light Engine



**Koto™ LED Light Engine**  
ELK19 - ELK21

PRODUCT NUMBER BUILDER			
Koto™ LED Light Engine	Lumens	Color Temperature	Beam Angle
ELK			
19	750 - 850 lm	27D 2700K	(blank) 38° lens (Standard)
21	1100 - 1500 lm	30D 3000K	-S 18° lens
		35D 3500K	-N 25° lens
		40D 4000K	-W 60° lens
		SD Sunset Dimming (ELK19 Only)	-FC 18° - 50° Adjustable (ELK21 Only)

*\*Standard module includes 38° installed with 25° & 60° field changeable lenses.*

### ACCESSORIES



#### Lens

**EP731C** 18° Lens  
**EP732C** 25° Lens  
**EP733C** 38° Lens  
**EP734C** 60° Lens  
*\*EP732C, EP733C, EP734C  
 Included with standard module*



#### Snoot

**L50W** White  
**L50B** Black



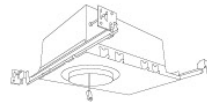
#### Secondary Optics

**L45** Hex Louver  
**L46** Linear Lens  
**L47** Spread Louver  
**L49** Frosted Lens  
**L51** Color Shifter

## 4" Koto™ Architectural Recessed Housings



**4" Maximum Adjustability ICA Housing**  
 Use with ELK21 Series Module  
 Not for use with ELK19 Series Module  
**New Construction**



**4" Shallow Maximum Adjustability ICA Housing**  
 1000 lm (14.7W) w/ELK19 Series Module  
 1200 lm (14.7W) w/ELK21 Series Module  
**New Construction**

CAT NO.	SPECIFICATIONS
E4LK47ICA	1350 lm, 15.7W, 120V, Triac/ELV
E4LK48ICAD	1350 lm, 15.7W, 120/277V, 0-10V/Triac/ELV
E4LK78ICA	1500 lm, 18.9W, 120V, Triac/ELV
E4LK79ICAD	1500 lm, 18.9W, 120/277V, 0-10V/Triac/ELV

CAT NO.	SPECIFICATIONS
E4LK98ICA	120V, Triac/ELV
E4LK99ICAD	120/277V, 0-10V/Triac/ELV

# Compatible Products

For use with 4" Koto™ Twist-On Trims

## Koto™ 24V DC LED Light Engine



**24V DC Koto™ LED Light Engine**

PRODUCT NUMBER BUILDER			
Koto™ LED Light Engine	Lumens	Color Temperature	Voltage
ELK	<input type="text"/>	<input type="text"/>	<input type="text"/>

08	800 lm	27	2700K	-24	24V DC
		30	3000K		

*\*Standard module includes 38° installed with 25° & 60° field changeable lenses.*

### ACCESSORIES



#### Lens

- EP731C** 18° Lens
- EP732C** 25° Lens
- EP733C** 38° Lens
- EP734C** 60° Lens

*\*EP732C, EP733C, EP734C Included with standard module*



#### Snout

- L50W** White
- L50B** Black



#### Secondary Optics

- L45** Hex Louver
- L46** Linear Lens
- L47** Spread Louver
- L49** Frosted Lens
- L51** Color Shifter
- L57** White Hex Louver
- L52** Blue Lens
- L53** Pink Shifter

## 4" Koto™ Dedicated LED ICA Housings (24V DC Input)



**24V DC 4" ICA Maximum Adjustability Housing**  
**New Construction**

CAT NO.	SPECIFICATIONS
E24V485ICA	Maximum Adjustability

*\*Requires 24V DC Transformer*