

# Pex™ 4" Canless Square Trimless Smooth Reflector Trim

Pex™ Precision die-cast trims with twist-on system for easy tool-free installation



## Features

- 4" Square Trimless Smooth Reflector.
- 4" Trimless Spackle Frame Ordered Separately (EL4SFS)
- Convenient twist-on design for easy installation.
- Lamp: Koto™ LED Module and Canless Koto™ LED Module.
- Wet Location rated.

## Technical Details

**Installation:** Twist-lock design allows for easy mounting onto the Koto™ LED Module.

**Lamp:** Koto™ LED Module.

## Options



**EL4SFS - Frame**



**ELK445W - White Reflector**

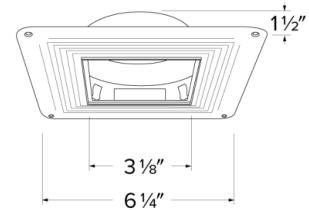


**ELK445H - Haze Reflector**

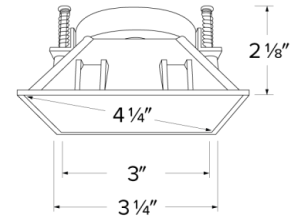


**ELK445B - Black Reflector**

## EL4SFS



## ELK445W



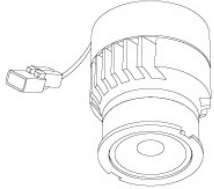
## Product Numbers

Item	Description	Finish
<b>EL4SFS</b>	Square Spackle Frame	
<b>ELK445W</b>	Canless Square Smooth Reflector Trim	All White
<b>ELK445H</b>	Canless Square Smooth Reflector Trim	All Haze
<b>ELK445B</b>	Canless Square Smooth Reflector Trim	All Black

# Compatible Products

For use with 4" Koto™ Twist-On Trims

## Koto™ LED Module & 4" Dedicated LED ICA Housing



**Koto™ LED Module**  
ELK07, ELK09, & ELK11

### PRODUCT NUMBER BUILDER

Koto™ LED Module	Lumens	Color Temperature	Beam Angle
ELK			
07	750 lm	27 2700K	(blank) 38° lens (Standard)
09	950 lm	30 3000K	-S 18° lens
11	1150 lm	35 3500K	-N 25° lens
		40 4000K	-W 60° lens
		SD Sunset Dimming (For ELK09 & ELK11)	-FC 18° - 50° Adjustable (ELK07 Only)

### ACCESSORIES



#### Lens

- EP731C\* 18° Lens
  - EP732C\* 25° Lens
  - EP733C\* 38° Lens
  - EP734C\* 60° Lens
- \*EP732C, EP733C, EP734C  
Included with standard module



#### Snoot

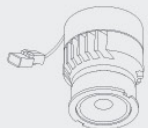
- L50W White
- L50B Black




#### Secondary Optics

- L45 Hex Louver
- L46 Linear Lens
- L47 Spread Louver
- L49 Frosted Lens
- L51 Color Shifter

\*Standard module includes 38° installed with 25° & 60° field changeable lenses.



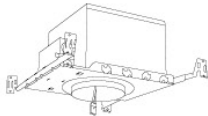
**Koto™ LED Module with 5-CCT Switch**



**Product Number**

ELK08CT5 825 lm, 5-CCT, 120V  
ELK10CT5 1000 lm, 5-CCT, 120V

## 4" Koto™ Dedicated LED ICA Housings



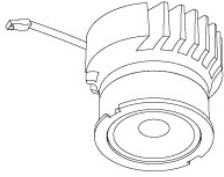
4" ICA Maximum Adjustability Housing  
**New Construction**

CAT NO.	SPECIFICATIONS
EL485ICA	Maximum Adjustability

# Compatible Products

For use with 4" Koto™ Twist-On Trims

## Koto™ Architectural LED Light Engine



**Koto™ LED Light Engine**  
ELK19 - ELK21

PRODUCT NUMBER BUILDER			
Koto™ LED Light Engine	Lumens	Color Temperature	Beam Angle
ELK			
19	750 - 850 lm	27D 2700K	(blank) 38° lens (Standard)
21	1100 - 1500 lm	30D 3000K	-S 18° lens
		35D 3500K	-N 25° lens
		40D 4000K	-W 60° lens
		SD Sunset Dimming (ELK19 Only)	-FC 18° - 50° Adjustable (ELK21 Only)

*\*Standard module includes 38° installed with 25° & 60° field changeable lenses.*

### ACCESSORIES



#### Lens

**EP731C** 18° Lens  
**EP732C** 25° Lens  
**EP733C** 38° Lens  
**EP734C** 60° Lens  
*\*EP732C, EP733C, EP734C  
 Included with standard module*



#### Snoot

**L50W** White  
**L50B** Black



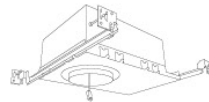
#### Secondary Optics

**L45** Hex Louver  
**L46** Linear Lens  
**L47** Spread Louver  
**L49** Frosted Lens  
**L51** Color Shifter

## 4" Koto™ Architectural Recessed Housings



**4" Maximum Adjustability ICA Housing**  
 Use with ELK21 Series Module  
 Not for use with ELK19 Series Module  
**New Construction**



**4" Shallow Maximum Adjustability ICA Housing**  
 1000 lm (14.7W) w/ELK19 Series Module  
 1200 lm (14.7W) w/ELK21 Series Module  
**New Construction**

CAT NO.	SPECIFICATIONS
E4LK47ICA	1350 lm, 15.7W, 120V, Triac/ELV
E4LK48ICAD	1350 lm, 15.7W, 120/277V, 0-10V/Triac/ELV
E4LK78ICA	1500 lm, 18.9W, 120V, Triac/ELV
E4LK79ICAD	1500 lm, 18.9W, 120/277V, 0-10V/Triac/ELV

CAT NO.	SPECIFICATIONS
E4LK98ICA	120V, Triac/ELV
E4LK99ICAD	120/277V, 0-10V/Triac/ELV

# Compatible Products

For use with 4" Koto™ Twist-On Trims



## Koto™ 24V DC LED Light Engine



24V DC Koto™ LED Light Engine

PRODUCT NUMBER BUILDER			
Koto™ LED Light Engine	Lumens	Color Temperature	Voltage
ELK			

08	800 lm	27	2700K	-24	24V DC
		30	3000K		

*\*Standard module includes 38° installed with 25° & 60° field changeable lenses.*

### ACCESSORIES



#### Lens

EP731C	18° Lens
EP732C	25° Lens
EP733C	38° Lens
EP734C	60° Lens

*\*EP732C, EP733C, EP734C Included with standard module*



#### Snoot

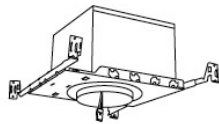
L50W	White
L50B	Black



#### Secondary Optics

L45	Hex Louver	L57	White Hex Louver
L46	Linear Lens	L52	Blue Lens
L47	Spread Louver	L53	Pink Shifter
L49	Frosted Lens		
L51	Color Shifter		

## 4" Koto™ Dedicated LED ICA Housings (24V DC Input)



24V DC 4" ICA Maximum Adjustability Housing  
New Construction

CAT NO.	SPECIFICATIONS
E24V485ICA	Maximum Adjustability

*\*Requires 24V DC Transformer*