


# Pex™ 3" Square Trimless Smooth Reflector Trim

Pex™ Precision die-cast trims with twist-on system for easy tool-free installation



## Features

- 3" Trimless Smooth Reflector (ELK370)
- 3" Trimless Spackle Frame Ordered Separately (EL03SFS)
- Convenient twist-on design for easy installation.
- Damp Location Rated.
- Lamp: Koto™ LED Module and Canless Koto™ LED Module

## Technical Details

**Installation:** Twist-On design allows for easy mounting onto the Koto™ LED Module.

**Lamp:** Koto™ LED Module and Canless Koto™ LED Module.

**Listings:** Damp Location Rated.

## Options




**ELK370 - White Reflector**



**ELK370 - Haze Reflector**

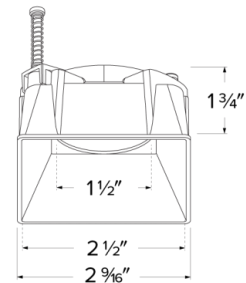


**ELK370 - Black Reflector**



**EL03SFS - Spackle Frame**

## Dimensions



## Product Numbers

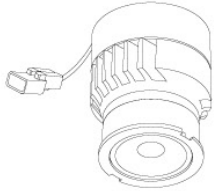
Item	Description	Finish
ELK370W	3" Square Trimless Reflector	All White
ELK370H	3" Square Trimless Reflector	All Haze
ELK370B	3" Square Trimless Reflector	All Black

Item	Description	Finish
EL03SFS	3" Square Trimless Spackle Frame	

# Compatible Products

For use with 3" Koto™ Twist-&-Lock Trimless

## Koto™ LED Module



**Koto™ LED Module**  
ELK07, ELK09, & ELK11

PRODUCT NUMBER BUILDER			
Koto™ LED Module	Lumens	Color Temperature	Beam Angle
ELK			
07	750 lm	27 2700K	(blank) 38° lens (Standard)
09	950 lm	30 3000K	-S 18° lens
11	1150 lm	35 3500K	-N 25° lens
		40 4000K	-W 60° lens
		SD Sunset Dimming (For ELK09 & ELK11)	-FC 18° - 50° Adjustable (ELK07 Only)

### ACCESSORIES



**Lens**

- EP731C 18° Lens
  - EP732C 25° Lens
  - EP733C 38° Lens
  - EP734C 60° Lens
- EP732C, EP733C, EP734C Included



**Snoot**

- L50W White
- L50B Black



**Secondary Optics**

- L45 Hex Louver
- L46 Linear Lens
- L47 Spread Louver
- L49 Frosted Lens
- L51 Color Shifter

**Koto™ LED Module with 5-CCT Switch**

**Product Number**

ELK08CT5	825 lm
ELK10CT5	1000 lm

## 3" Koto™ Dedicated LED ICA Housings



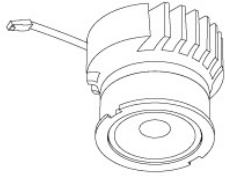
3" ICA Maximum Adjustability Housing  
**New Construction**

CAT NO.	SPECIFICATIONS
EL386ICA	Maximum Adjustability

# Compatible Products

For use with 3" Koto™ Twist-&-Lock Trimless

## Koto™ Architectural LED Light Engine



**Koto™ LED Light Engine**  
ELK19 - ELK21

PRODUCT NUMBER BUILDER			
Koto™ LED Light Engine	Lumens	Color Temperature	Beam Angle
<b>ELK</b>			
<b>19</b>	750 - 850 lm	<b>27D</b> 2700K	<b>(blank)</b> 38° lens (Standard)
<b>21</b>	1100 - 1500lm	<b>30D</b> 3000K	<b>-S</b> 18° lens
		<b>35D</b> 3500K	<b>-N</b> 25° lens
		<b>40D</b> 4000K	<b>-W</b> 60° lens
		<b>SD</b> Sunset Dimming (ELK19 Only)	<b>-FC</b> 18° - 50° Adjustable (ELK21 Only)

### ACCESSORIES

**Lens**

**EP731C** 18° Lens  
**EP732C** 25° Lens  
**EP733C** 38° Lens  
**EP734C** 60° Lens

\*EP732C, EP733C, EP734C Included

**Secondary Optics**

**L45** Hex Louver  
**L46** Linear Lens  
**L47** Spread Louver  
**L49** Frosted Lens  
**L51** Color Shifter

**Shoot**

**L50W** White  
**L50B** Black

## 3" Koto™ Architectural Recessed Housings



3" High Lumen Maximum Adjustability ICA Housing  
1500 lm (18.9W) w/ELK21 Series Module  
Not for use with ELK19 Series Module  
**New Construction**



3" Shallow Maximum Adjustability ICA Housing  
850 lm (14.7W) w/ELK19 Series Module  
1100 lm (14.7W) w/ELK21 Series Module  
**New Construction**

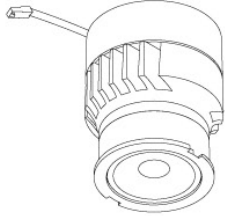
CAT NO.	SPECIFICATIONS
E3LK53ICA	15.7W, 120V, Triac/ELV
E3LK54ICAD	15.7W, 120/277V, 0-10V/Triac/ELV
E3LK54ICAD-L	15.7W, 120/277V, 0-10V/Triac/ELV (Lutron 1% dimming)
E3LK54ICADAL	15.7W, 120/277V, DALI 2
E3LK84ICA	18.9W, 120V, Triac/ELV
E3LK85ICAD	18.9W, 120/277V, 0-10V/Triac/ELV
E3LK85ICAD-L	18.9W, 120/277V, 0-10V/Triac/ELV (Lutron 1% dimming)
E3LK85ICADAL	18.9W, 120/277V, DALI 2

CAT NO.	SPECIFICATIONS
E3LK76ICA	120V, Triac/ELV
E3LK77ICAD	120/277V, 0-10V/Triac/ELV
E3LK77ICADAL	120/277V, DALI 2

# Compatible Products

For use with 3" Koto™ Twist-On Trims

## Koto™ 24V DC LED Light Engine



**24V DC Koto™ LED Light Engine**

PRODUCT NUMBER BUILDER			
Koto™ LED Light Engine	Lumens	Color Temperature	Voltage
ELK			

08	800 lm	27	2700K	-24	24V DC
		30	3000K		

*\*Standard module includes 38° installed with 25° & 60° field changeable lenses.*

### ACCESSORIES



#### Lens

- EP731C** 18° Lens
  - EP732C** 25° Lens
  - EP733C** 38° Lens
  - EP734C** 60° Lens
- \*EP732C, EP733C, EP734C Included with standard module



#### Snoot

- L50W** White
- L50B** Black



#### Secondary Optics

- L45** Hex Louver
- L46** Linear Lens
- L47** Spread Louver
- L49** Frosted Lens
- L51** Color Shifter
- L57** White Hex Louver
- L52** Blue Lens
- L53** Pink Shifter

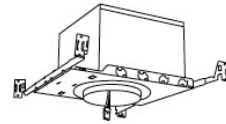
## 3" Koto™ Dedicated LED ICA Housings (24V DC Input)



**24V DC 2-Hour Fire Rated 3" ICA Housing**  
**New Construction**

CAT NO.	SPECIFICATIONS
E24V39FICA	7 1/2" Height - Sound Rated

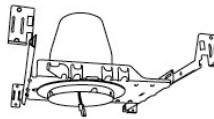
\*Requires 24V DC Transformer



**24V DC 3" ICA Maximum Adjustability Housing**  
**New Construction**

CAT NO.	SPECIFICATIONS
E24V386ICA	Maximum Adjustability

\*Requires 24V DC Transformer



**24V DC 3" ICA Housing**  
**New Construction**

CAT NO.	SPECIFICATIONS
E24V390ICA	

\*Requires 24V DC Transformer



**24V DC 3" ICA Housing**  
**Remodel**

CAT NO.	SPECIFICATIONS
E24V390RICA	

\*Requires 24V DC Transformer