

# Pex™ 3" Square Reflector

Pex™ die-cast square trims with twist-on system for easy Koto™ Module installation



## Features

- 3" Square Reflector Trim
- 4 3/8" Sq.
- Convenient twist-on design for easy installation.
- Lamp: Koto™ LED Module.
- Wet location rated.

## Technical Details

**Construction:** Diecast aluminum with a powder coated finish.

**Installation:** Twist-on design allows for easy mounting onto the Koto™ LED Module.

**Lamp:** Koto™ LED Module only.


## Options




All White



Black/White Trim

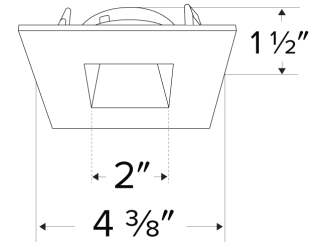


All Black



All Bronze

## Dimensions



## Product Numbers

Item	Finish
ELK3341W	All White
ELK3341B	Black with White Trim
ELK3341BB	All Black
ELK3341BZ	All Bronze

**Product Number Builder** Example: **ELK3341W**

---

Pex™ 3" Square Reflector

Finish

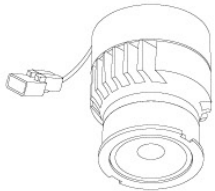
**ELK3341**

- W** All White
- B** Black with White Trim
- BB** All Black
- BZ** All Bronze

# Compatible Products

For use with 3" Koto™ Twist-On Trims

## Koto™ LED Module



**Koto™ LED Module**  
ELK07, ELK09, & ELK11

PRODUCT NUMBER BUILDER			
Koto™ LED Module	Lumens	Color Temperature	Beam Angle
ELK			
07	750 lm	27 2700K	(blank) 38° lens (Standard)
09	950 lm	30 3000K	-S 18° lens
11	1150 lm	35 3500K	-N 25° lens
		40 4000K	-W 60° lens
		SD Sunset Dimming (For ELK09 & ELK11)	-FC 18° - 50° Adjustable (ELK07 Only)

### ACCESSORIES

**Lens**

**EP731C** 18° Lens  
**EP732C** 25° Lens  
**EP733C** 38° Lens  
**EP734C** 60° Lens  
\*EP732C, EP733C, EP734C Included with standard module

**Snoot**

**L50W** White  
**L50B** Black

**Secondary Optics**

**L45** Hex Louver  
**L46** Linear Lens  
**L47** Spread Louver  
**L49** Frosted Lens  
**L51** Color Shifter

**L57** White Hex Louver  
**L52** Blue Lens  
**L53** Pink Shifter

**Koto™ LED Module with 5-CCT Switch**

**CCT SWITCH**

**Product Number**

**ELK08CT5** 825 lm, 5-CCT, 120V  
**ELK10CT5** 1000 lm, 5-CCT, 120V

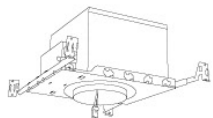
**12V AC Retrofit Koto™ LED Module**

For retrofitting 4" Bi-Pin 12V AC GU5.3 Housings

**Product Number**

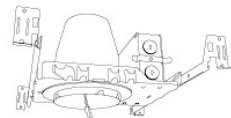
**ELK0827-12** 800 lm, 2700K, 12V AC  
**ELK0830-12** 800 lm, 3000K, 12V AC  
**ELK08SD-12** 800 lm, Sunset, 12V AC

## 3" Koto™ Dedicated LED ICA Housings



3" ICA Maximum Adjustability Housing  
**New Construction**

CAT NO.	SPECIFICATIONS
EL386ICA	Maximum Adjustability



3" ICA Housing  
**New Construction**

CAT NO.	SPECIFICATIONS
EL390ICA	
EL390ICA-EM5	Emergency Battery Back-up (90 minutes)



3" ICA Housing  
**Remodel**

CAT NO.	SPECIFICATIONS
EL390RICA	



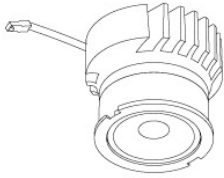
2-Hour Fire Rated 3" ICA Housing  
**New Construction**

CAT NO.	SPECIFICATIONS
EL39FICA	7 1/2" Height, Sound Rated

# Compatible Products

For use with 3" Koto™ Twist-On Trims

## Koto™ Architectural LED Light Engine



**Koto™ LED Light Engine**  
ELK19 - ELK21

PRODUCT NUMBER BUILDER				
Koto™ LED Light Engine	Lumens	Color Temperature	Beam Angle	
ELK				
19	750 - 850 lm	27D 2700K	(blank)	38° lens (Standard)
21	1100 - 1500 lm	30D 3000K	-S	18° lens
		35D 3500K	-N	25° lens
		40D 4000K	-W	60° lens
		SD Sunset Dimming (ELK19 Only)	-FC	18° - 50° Adjustable (ELK21 Only)

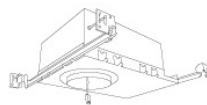
ACCESSORIES			
<b>Lens</b>		<b>Snoot</b>	
EP731C	18° Lens	L50W	White
EP732C	25° Lens	L50B	Black
EP733C	38° Lens		
EP734C	60° Lens		
<small>*EP732C, EP733C, EP734C Included with standard module</small>			
<b>Secondary Optics</b>			
L45	Hex Louver	L57	White Hex Louver
L46	Linear Lens	L52	Blue Lens
L47	Spread Louver	L53	Pink Shifter
L49	Frosted Lens		
L51	Color Shifter		

\*Standard module includes 38° installed with 25° & 60° field changeable lenses.

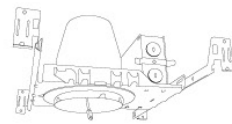
## 3" Koto™ Architectural Recessed Housings



3" High Lumen Maximum Adjustability ICA Housing  
Use with ELK21 Series Module  
Not for use with ELK19 Series Module  
**New Construction**



3" Shallow Maximum Adjustability ICA Housing  
1000 lm (14.7W) w/ELK19 Series Module  
1200 lm (14.7W) w/ELK21 Series Module  
**New Construction**



3" Standard ICA Housing  
800 lm (10.5W) w/ELK19 Series Module  
1000 lm (10.5W) w/ELK21 Series Module  
**New Construction**

CAT NO.	SPECIFICATIONS
E3LK53ICA	1350 lm, 15.7W, 120V, Triac/ELV
E3LK54ICAD	1350 lm, 15.7W, 120/277V, 0-10V/Triac/ELV
E3LK84ICA	1500 lm, 18.9W, 120V, Triac/ELV
E3LK85ICAD	1500 lm, 18.9W, 120/277V, 0-10V/Triac/ELV

CAT NO.	SPECIFICATIONS
E3LK76ICA	120V, Triac/ELV
E3LK77ICAD	120/277V, 0-10V/Triac/ELV

CAT NO.	SPECIFICATIONS
E3LK65ICA	120V, Triac/ELV
E3LK65ICA-EM1	Emergency Battery Back-Up
E3LK66ICAD	120/277V, 0-10V/Triac/ELV
E3LK66ICAD-EM1	Emergency Battery Back-Up



3" Standard ICA Housing  
800 lm w/ELK19 Series Module  
1000 lm w/ELK21 Series Module  
**Remodel**

CAT NO.	SPECIFICATIONS
E3LK65RICA	120V, 10.5W, Triac/ELV
E3LK66RICAD	120/277V, 11.8W, 0-10V/Triac/ELV



2-Hour Fire Rated 3" ICA Housing  
750 lm (10.5W) w/ELK19 Series Module  
950 lm (10.5W) w/ELK21 Series Module  
**New Construction**

CAT NO.	SPECIFICATIONS
ELK72FICA	120V, Triac/ELV
ELK73FICAD	120/277V, 0-10V/Triac/ELV

# Compatible Products



For use with 3" Koto™ Twist-On Trims

## Koto™ 24V DC LED Light Engine



24V DC Koto™ LED Light Engine

PRODUCT NUMBER BUILDER			
Koto™ LED Light Engine	Lumens	Color Temperature	Voltage
ELK			

08 800 lm      27 2700K      -24 24V DC  
 30 3000K

*\*Standard module includes 38° installed with 25° & 60° field changeable lenses.*

### ACCESSORIES



#### Lens

#### Snoot

<b>EP731C</b> 18° Lens	<b>L50W</b> White
<b>EP732C</b> 25° Lens	<b>L50B</b> Black
<b>EP733C</b> 38° Lens	
<b>EP734C</b> 60° Lens	

\*EP732C, EP733C, EP734C Included with standard module



#### Secondary Optics

<b>L45</b> Hex Louver	<b>L57</b> White Hex Louver
<b>L46</b> Linear Lens	<b>L52</b> Blue Lens
<b>L47</b> Spread Louver	<b>L53</b> Pink Shifter
<b>L49</b> Frosted Lens	
<b>L51</b> Color Shifter	

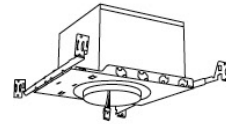
## 3" Koto™ Dedicated LED ICA Housings (24V DC Input)



24V DC 2-Hour Fire Rated 3" ICA Housing  
**New Construction**

CAT NO.	SPECIFICATIONS
E24V39FICA	7 1/2" Height - Sound Rated

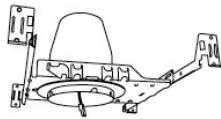
*\*Requires 24V DC Transformer*



24V DC 3" ICA Maximum Adjustability Housing  
**New Construction**

CAT NO.	SPECIFICATIONS
E24V386ICA	Maximum Adjustability

*\*Requires 24V DC Transformer*



24V DC 3" ICA Housing  
**New Construction**

CAT NO.	SPECIFICATIONS
E24V390ICA	

*\*Requires 24V DC Transformer*



24V DC 3" ICA Housing  
**Remodel**

CAT NO.	SPECIFICATIONS
E24V390RICA	

*\*Requires 24V DC Transformer*