

# Pex™ 3" Round Micro Flange Reflector

Pex™ Precision die-cast adjustable trims with twist-on system for easy Koto™ Module installation



## Features

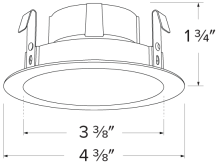
- 3" Round Micro Flange Reflector
- Single piece diecast design
- Damp Location Rated
- Convenient twist-on design for easy installation
- Lamp: Koto™ LED Module

## Technical Details

**Construction:** Diecast aluminum with a powder coated finish

**Installation:** Twist-on design allows for easy mounting onto the Koto™ LED Module

**Lamp:** Koto™ LED Module



**Dimensions:**

## Options



All White



All Black

## Product Numbers

| Item      | Finish    |
|-----------|-----------|
| ELK3663W  | All White |
| ELK3663BB | All Black |

## Product Number Builder Example: ELK3663W

Pex™ 3" Round Micro Flange Reflector

Finish

**ELK3663**

**W** All White

**BB** All Black

# Compatible Products



For use with 3" Koto™ Twist-On Trims

## Koto™ LED Module



**Koto™ LED Module**  
ELK07, ELK09, & ELK11

| PRODUCT NUMBER BUILDER |         |                                       |                                       |
|------------------------|---------|---------------------------------------|---------------------------------------|
| Koto™ LED Module       | Lumens  | Color Temperature                     | Beam Angle                            |
| ELK                    |         |                                       |                                       |
| 07                     | 750 lm  | 27 2700K                              | (blank) 38° lens (Standard)           |
| 09                     | 950 lm  | 30 3000K                              | -S 18° lens                           |
| 11                     | 1150 lm | 35 3500K                              | -N 25° lens                           |
|                        |         | 40 4000K                              | -W 60° lens                           |
|                        |         | SD Sunset Dimming (For ELK09 & ELK11) | -FC 18° - 50° Adjustable (ELK07 Only) |

### ACCESSORIES

|  |  |
|--|--|
|  |  |
| <b>Lens</b>  | <b>Snoot</b>                           |
| <b>EP731C</b> 18° Lens<br><b>EP732C</b> 25° Lens<br><b>EP733C</b> 38° Lens<br><b>EP734C</b> 60° Lens<br><small>*EP732C, EP733C, EP734C Included with standard module</small> | <b>L50W</b> White<br><b>L50B</b> Black |

|  |  |
|--|--|
|  |  |
| <b>Secondary Optics</b>  |  |
| <b>L45</b> Hex Louver<br><b>L46</b> Linear Lens<br><b>L47</b> Spread Louver<br><b>L49</b> Frosted Lens<br><b>L51</b> Color Shifter | <b>L57</b> White Hex Louver<br><b>L52</b> Blue Lens<br><b>L53</b> Pink Shifter |

**Koto™ LED Module with 5-CCT Switch**

**Product Number**

|                 |                      |
|-----------------|----------------------|
| <b>ELK08CT5</b> | 825 lm, 5-CCT, 120V  |
| <b>ELK10CT5</b> | 1000 lm, 5-CCT, 120V |

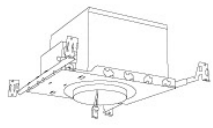
**12V AC Retrofit Koto™ LED Module**

For retrofitting 4" Bi-Pin 12V AC GU5.3 Housings

**Product Number**

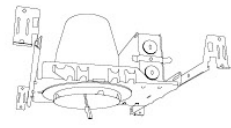
|                   |                        |
|-------------------|------------------------|
| <b>ELK0827-12</b> | 800 lm, 2700K, 12V AC  |
| <b>ELK0830-12</b> | 800 lm, 3000K, 12V AC  |
| <b>ELK08SD-12</b> | 800 lm, Sunset, 12V AC |

## 3" Koto™ Dedicated LED ICA Housings



3" ICA Maximum Adjustability Housing  
**New Construction**

| CAT NO.  | SPECIFICATIONS        |
|----------|-----------------------|
| EL386ICA | Maximum Adjustability |



3" ICA Housing  
**New Construction**

| CAT NO.      | SPECIFICATIONS                         |
|--------------|--|
| EL390ICA     |  |
| EL390ICA-EM5 | Emergency Battery Back-up (90 minutes) |



3" ICA Housing  
**Remodel**

| CAT NO.   | SPECIFICATIONS |
|-----------|----------------|
| EL390RICA |                |



2-Hour Fire Rated 3" ICA Housing  
**New Construction**

| CAT NO.  | SPECIFICATIONS             |
|----------|----------------------------|
| EL39FICA | 7 1/2" Height, Sound Rated |

# Compatible Products

For use with 3" Koto™ Twist-On Trims

## Koto™ Architectural LED Light Engine



**Koto™ LED Light Engine**  
ELK19 - ELK21

| PRODUCT NUMBER BUILDER |                |                                |            |                                   |
|------------------------|----------------|--------------------------------|------------|-----------------------------------|
| Koto™ LED Light Engine | Lumens         | Color Temperature              | Beam Angle |                                   |
| ELK                    |                |                                |            |                                   |
| 19                     | 750 - 850 lm   | 27D 2700K                      | (blank)    | 38° lens (Standard)               |
| 21                     | 1100 - 1500 lm | 30D 3000K                      | -S         | 18° lens                          |
|                        |                | 35D 3500K                      | -N         | 25° lens                          |
|                        |                | 40D 4000K                      | -W         | 60° lens                          |
|                        |                | SD Sunset Dimming (ELK19 Only) | -FC        | 18° - 50° Adjustable (ELK21 Only) |

| ACCESSORIES  |                         |      |                  |
|--|-------------------------|------|------------------|
|  | <b>Lens</b>             |      | <b>Snoot</b>     |
| EP731C   | 18° Lens                | L50W | White            |
| EP732C   | 25° Lens                | L50B | Black            |
| EP733C   | 38° Lens                |      |                  |
| EP734C   | 60° Lens                |      |                  |
| <small>*EP732C, EP733C, EP734C Included with standard module</small> |                         |      |                  |
|  | <b>Secondary Optics</b> |      |                  |
| L45  | Hex Louver              | L57  | White Hex Louver |
| L46  | Linear Lens             | L52  | Blue Lens        |
| L47  | Spread Louver           | L53  | Pink Shifter     |
| L49  | Frosted Lens            |      |                  |
| L51  | Color Shifter           |      |                  |

\*Standard module includes 38° installed with 25° & 60° field changeable lenses.

## 3" Koto™ Architectural Recessed Housings



3" High Lumen Maximum Adjustability ICA Housing  
Use with ELK21 Series Module  
Not for use with ELK19 Series Module  
**New Construction**



3" Shallow Maximum Adjustability ICA Housing  
1000 lm (14.7W) w/ELK19 Series Module  
1200 lm (14.7W) w/ELK21 Series Module  
**New Construction**



3" Standard ICA Housing  
800 lm (10.5W) w/ELK19 Series Module  
1000 lm (10.5W) w/ELK21 Series Module  
**New Construction**

| CAT NO.    | SPECIFICATIONS                            |
|------------|---|
| E3LK53ICA  | 1350 lm, 15.7W, 120V, Triac/ELV           |
| E3LK54ICAD | 1350 lm, 15.7W, 120/277V, 0-10V/Triac/ELV |
| E3LK84ICA  | 1500 lm, 18.9W, 120V, Triac/ELV           |
| E3LK85ICAD | 1500 lm, 18.9W, 120/277V, 0-10V/Triac/ELV |

| CAT NO.    | SPECIFICATIONS            |
|------------|---------------------------|
| E3LK76ICA  | 120V, Triac/ELV           |
| E3LK77ICAD | 120/277V, 0-10V/Triac/ELV |

| CAT NO.        | SPECIFICATIONS            |
|----------------|---------------------------|
| E3LK65ICA      | 120V, Triac/ELV           |
| E3LK65ICA-EM1  | Emergency Battery Back-Up |
| E3LK66ICAD     | 120/277V, 0-10V/Triac/ELV |
| E3LK66ICAD-EM1 | Emergency Battery Back-Up |



3" Standard ICA Housing  
800 lm w/ELK19 Series Module  
1000 lm w/ELK21 Series Module  
**Remodel**

| CAT NO.     | SPECIFICATIONS                   |
|-------------|----------------------------------|
| E3LK65RICA  | 120V, 10.5W, Triac/ELV           |
| E3LK66RICAD | 120/277V, 11.8W, 0-10V/Triac/ELV |



2-Hour Fire Rated 3" ICA Housing  
750 lm (10.5W) w/ELK19 Series Module  
950 lm (10.5W) w/ELK21 Series Module  
**New Construction**

| CAT NO.    | SPECIFICATIONS            |
|------------|---------------------------|
| ELK72FICA  | 120V, Triac/ELV           |
| ELK73FICAD | 120/277V, 0-10V/Triac/ELV |

# Compatible Products

For use with 3" Koto™ Twist-On Trims

## Koto™ 24V DC LED Light Engine



24V DC Koto™ LED Light Engine

| PRODUCT NUMBER BUILDER |        |                   |         |
|------------------------|--------|-------------------|---------|
| Koto™ LED Light Engine | Lumens | Color Temperature | Voltage |
| ELK                    |        |                   |         |

|    |        |    |       |     |        |
|----|--------|----|-------|-----|--------|
| 08 | 800 lm | 27 | 2700K | -24 | 24V DC |
|    |        | 30 | 3000K |     |        |

*\*Standard module includes 38° installed with 25° & 60° field changeable lenses.*

### ACCESSORIES



#### Lens

**EP731C** 18° Lens  
**EP732C** 25° Lens  
**EP733C** 38° Lens  
**EP734C** 60° Lens  
\*EP732C, EP733C, EP734C Included with standard module



#### Snoot

**L50W** White  
**L50B** Black



#### Secondary Optics

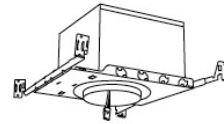
|                          |                             |
|--------------------------|-----------------------------|
| <b>L45</b> Hex Louver    | <b>L57</b> White Hex Louver |
| <b>L46</b> Linear Lens   | <b>L52</b> Blue Lens        |
| <b>L47</b> Spread Louver | <b>L53</b> Pink Shifter     |
| <b>L49</b> Frosted Lens  |                             |
| <b>L51</b> Color Shifter |                             |

## 3" Koto™ Dedicated LED ICA Housings (24V DC Input)



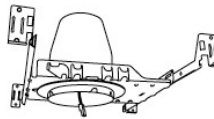
24V DC 2-Hour Fire Rated 3" ICA Housing  
**New Construction**

| CAT NO.    | SPECIFICATIONS   |
|------------|--|
| E24V39FICA | 7 1/2" Height - Sound Rated<br><small>*Requires 24V DC Transformer</small> |



24V DC 3" ICA Maximum Adjustability Housing  
**New Construction**

| CAT NO.    | SPECIFICATIONS   |
|------------|--|
| E24V386ICA | Maximum Adjustability<br><small>*Requires 24V DC Transformer</small> |



24V DC 3" ICA Housing  
**New Construction**

| CAT NO.    | SPECIFICATIONS                              |
|------------|---|
| E24V390ICA | <small>*Requires 24V DC Transformer</small> |



24V DC 3" ICA Housing  
**Remodel**

| CAT NO.     | SPECIFICATIONS                              |
|-------------|---|
| E24V390RICA | <small>*Requires 24V DC Transformer</small> |