

Pex™ 3" Round Directional Gimbal

Pex™ Precision die-cast trims with twist-on system for easy Koto™ Module installation



Features

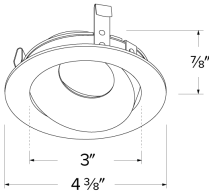
- 3" Round Directional Gimbal.
- 25° tilt, 358° Rotation
- Convenient twist-on design for easy installation.
- Lamp: Koto™ LED Module.
- Damp location rated.

Technical Details

Construction: Diecast aluminum with a powder coated finish.

Installation: Twist-on design allows for easy mounting onto the Koto™ LED Module.

Lamp: Koto™ LED Module only.



Dimensions:

Options



All White



All Black



Black/White Ring



Haze/White Ring

Product Number

| Item | Finish |
|-----------|-----------|
| ELK3679BB | All Black |

Product Number Builder Example: ELK3679W

Pex™ 3" Round Directional Gimbal

Finish

ELK3679

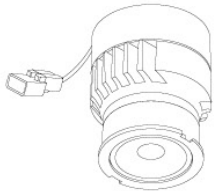
- W** All White
- BB** All Black
- B** Black with White Trim
- H** Haze with White Trim

Compatible Products



For use with 3" Koto™ Twist-On Trims

Koto™ LED Module



Koto™ LED Module
ELK07, ELK09, & ELK11

| PRODUCT NUMBER BUILDER | | | | | |
|------------------------|---------|---------------------------------------|------------|-----------------------------------|--|
| Koto™ LED Module | Lumens | Color Temperature | Beam Angle | | |
| ELK | | | | | |
| 07 | 750 lm | 27 2700K | (blank) | 38° lens (Standard) | |
| 09 | 950 lm | 30 3000K | -S | 18° lens | |
| 11 | 1150 lm | 35 3500K | -N | 25° lens | |
| | | 40 4000K | -W | 60° lens | |
| | | SD Sunset Dimming (For ELK09 & ELK11) | -FC | 18° - 50° Adjustable (ELK07 Only) | |

ACCESSORIES

| Lens | | Snoot | |
|--------|----------|-------|-------|
| EP731C | 18° Lens | L50W | White |
| EP732C | 25° Lens | L50B | Black |
| EP733C | 38° Lens | | |
| EP734C | 60° Lens | | |

*EP732C, EP733C, EP734C Included with standard module

| Secondary Optics | |
|------------------|------------------|
| L45 | Hex Louver |
| L46 | Linear Lens |
| L47 | Spread Louver |
| L49 | Frosted Lens |
| L51 | Color Shifter |
| L57 | White Hex Louver |
| L52 | Blue Lens |
| L53 | Pink Shifter |

Koto™ LED Module with 5-CCT Switch

Product Number

| | |
|----------|----------------------|
| ELK08CT5 | 825 lm, 5-CCT, 120V |
| ELK10CT5 | 1000 lm, 5-CCT, 120V |

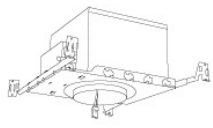
12V AC Retrofit Koto™ LED Module

For retrofitting 4" Bi-Pin 12V AC GU5.3 Housings

Product Number

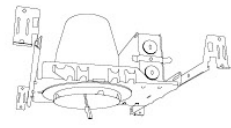
| | |
|------------|------------------------|
| ELK0827-12 | 800 lm, 2700K, 12V AC |
| ELK0830-12 | 800 lm, 3000K, 12V AC |
| ELK08SD-12 | 800 lm, Sunset, 12V AC |

3" Koto™ Dedicated LED ICA Housings



3" ICA Maximum Adjustability Housing
New Construction

| CAT NO. | SPECIFICATIONS |
|----------|-----------------------|
| EL386ICA | Maximum Adjustability |



3" ICA Housing
New Construction

| CAT NO. | SPECIFICATIONS |
|--------------|--|
| EL390ICA | |
| EL390ICA-EM5 | Emergency Battery Back-up (90 minutes) |



3" ICA Housing
Remodel

| CAT NO. | SPECIFICATIONS |
|-----------|----------------|
| EL390RICA | |



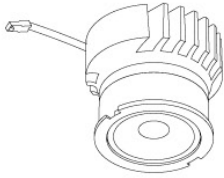
2-Hour Fire Rated 3" ICA Housing
New Construction

| CAT NO. | SPECIFICATIONS |
|----------|----------------------------|
| EL39FICA | 7 1/2" Height, Sound Rated |

Compatible Products

For use with 3" Koto™ Twist-On Trims

Koto™ Architectural LED Light Engine



Koto™ LED Light Engine
ELK19 - ELK21

| PRODUCT NUMBER BUILDER | | | | |
|------------------------|----------------|--------------------------------|------------|-----------------------------------|
| Koto™ LED Light Engine | Lumens | Color Temperature | Beam Angle | |
| ELK | | | | |
| 19 | 750 - 850 lm | 27D 2700K | (blank) | 38° lens (Standard) |
| 21 | 1100 - 1500 lm | 30D 3000K | -S | 18° lens |
| | | 35D 3500K | -N | 25° lens |
| | | 40D 4000K | -W | 60° lens |
| | | SD Sunset Dimming (ELK19 Only) | -FC | 18° - 50° Adjustable (ELK21 Only) |

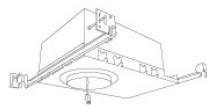
| ACCESSORIES | | | |
|--|---------------|--------------|------------------|
| | | | |
| Lens | | Snoot | |
| EP731C | 18° Lens | L50W | White |
| EP732C | 25° Lens | L50B | Black |
| EP733C | 38° Lens | | |
| EP734C | 60° Lens | | |
| <small>*EP732C, EP733C, EP734C Included with standard module</small> | | | |
| | | | |
| Secondary Optics | | | |
| L45 | Hex Louver | L57 | White Hex Louver |
| L46 | Linear Lens | L52 | Blue Lens |
| L47 | Spread Louver | L53 | Pink Shifter |
| L49 | Frosted Lens | | |
| L51 | Color Shifter | | |

*Standard module includes 38° installed with 25° & 60° field changeable lenses.

3" Koto™ Architectural Recessed Housings



3" High Lumen Maximum Adjustability ICA Housing
Use with ELK21 Series Module
Not for use with ELK19 Series Module
New Construction



3" Shallow Maximum Adjustability ICA Housing
1000 lm (14.7W) w/ELK19 Series Module
1200 lm (14.7W) w/ELK21 Series Module
New Construction



3" Standard ICA Housing
800 lm (10.5W) w/ELK19 Series Module
1000 lm (10.5W) w/ELK21 Series Module
New Construction

| CAT NO. | SPECIFICATIONS |
|------------|---|
| E3LK53ICA | 1350 lm, 15.7W, 120V, Triac/ELV |
| E3LK54ICAD | 1350 lm, 15.7W, 120/277V, 0-10V/Triac/ELV |
| E3LK84ICA | 1500 lm, 18.9W, 120V, Triac/ELV |
| E3LK85ICAD | 1500 lm, 18.9W, 120/277V, 0-10V/Triac/ELV |

| CAT NO. | SPECIFICATIONS |
|------------|---------------------------|
| E3LK76ICA | 120V, Triac/ELV |
| E3LK77ICAD | 120/277V, 0-10V/Triac/ELV |

| CAT NO. | SPECIFICATIONS |
|----------------|---------------------------|
| E3LK65ICA | 120V, Triac/ELV |
| E3LK65ICA-EM1 | Emergency Battery Back-Up |
| E3LK66ICAD | 120/277V, 0-10V/Triac/ELV |
| E3LK66ICAD-EM1 | Emergency Battery Back-Up |



3" Standard ICA Housing
800 lm w/ELK19 Series Module
1000 lm w/ELK21 Series Module
Remodel

| CAT NO. | SPECIFICATIONS |
|-------------|----------------------------------|
| E3LK65RICA | 120V, 10.5W, Triac/ELV |
| E3LK66RICAD | 120/277V, 11.8W, 0-10V/Triac/ELV |



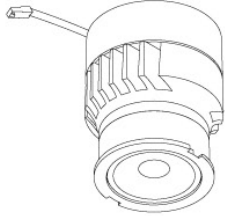
2-Hour Fire Rated 3" ICA Housing
750 lm (10.5W) w/ELK19 Series Module
950 lm (10.5W) w/ELK21 Series Module
New Construction

| CAT NO. | SPECIFICATIONS |
|------------|---------------------------|
| ELK72FICA | 120V, Triac/ELV |
| ELK73FICAD | 120/277V, 0-10V/Triac/ELV |

Compatible Products

For use with 3" Koto™ Twist-On Trims

Koto™ 24V DC LED Light Engine



24V DC Koto™ LED Light Engine

| PRODUCT NUMBER BUILDER | | | |
|------------------------|--------|-------------------|---------|
| Koto™ LED Light Engine | Lumens | Color Temperature | Voltage |
| ELK | | | |

| | | | | | |
|----|--------|----|-------|-----|--------|
| 08 | 800 lm | 27 | 2700K | -24 | 24V DC |
| | | 30 | 3000K | | |

**Standard module includes 38° installed with 25° & 60° field changeable lenses.*

ACCESSORIES



Lens

- EP731C 18° Lens
 - EP732C 25° Lens
 - EP733C 38° Lens
 - EP734C 60° Lens
- *EP732C, EP733C, EP734C Included with standard module



Snoot

- L50W White
- L50B Black



Secondary Optics

- L45 Hex Louver
- L46 Linear Lens
- L47 Spread Louver
- L49 Frosted Lens
- L51 Color Shifter
- L57 White Hex Louver
- L52 Blue Lens
- L53 Pink Shifter

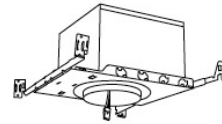
3" Koto™ Dedicated LED ICA Housings (24V DC Input)



24V DC 2-Hour Fire Rated 3" ICA Housing
New Construction

| CAT NO. | SPECIFICATIONS |
|------------|-----------------------------|
| E24V39FICA | 7 1/2" Height - Sound Rated |

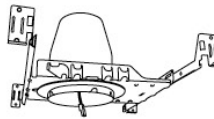
*Requires 24V DC Transformer



24V DC 3" ICA Maximum Adjustability Housing
New Construction

| CAT NO. | SPECIFICATIONS |
|------------|-----------------------|
| E24V386ICA | Maximum Adjustability |

*Requires 24V DC Transformer



24V DC 3" ICA Housing
New Construction

| CAT NO. | SPECIFICATIONS |
|------------|----------------|
| E24V390ICA | |

*Requires 24V DC Transformer



24V DC 3" ICA Housing
Remodel

| CAT NO. | SPECIFICATIONS |
|-------------|----------------|
| E24V390RICA | |

*Requires 24V DC Transformer