

# Pex™ 3" Round Deep Reflector

Pex™ Precision die-cast trims with twist-on system for easy Koto™ Module installation



## Features

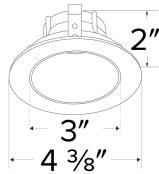
- 3" Round Deep Reflector.
- Convenient twist-on design for easy installation.
- Lamp: Koto™ LED Module.
- Wet location rated.

## Technical Details

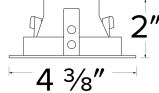
**Construction:** Diecast aluminum with a powder coated finish.

**Installation:** Twist-on design allows for easy mounting onto the Koto™ LED Module.

**Lamp:** Koto™ LED Module only.



Dimensions:



## Options



All White



All Black



All Bronze



Black Reflector with White Ring



Chrome Reflector with White Ring



Haze Reflector with White Ring

## Product Number

| Item      | Finish     |
|-----------|------------|
| ELK3618BZ | All Bronze |

## Product Number Builder Example: ELK3618W

Pex™ 3" Round Deep Reflector

Finish

**ELK3618**

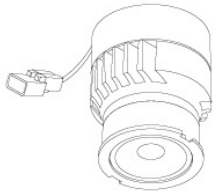
\_\_\_\_\_

- W** All White
- BB** All Black
- BZ** All Bronze
- B** Black with White Trim
- C** Chrome with White Trim
- H** Haze with White Trim

# Compatible Products

For use with 3" Koto™ Twist-On Trims

## Koto™ LED Module



**Koto™ LED Module**  
ELK07, ELK09, & ELK11

| PRODUCT NUMBER BUILDER |         |                                       |                                       |  |  |
|------------------------|---------|---------------------------------------|---------------------------------------|--|--|
| Koto™ LED Module       | Lumens  | Color Temperature                     | Beam Angle                            |  |  |
| ELK                    |         |                                       |                                       |  |  |
| 07                     | 750 lm  | 27 2700K                              | (blank) 38° lens (Standard)           |  |  |
| 09                     | 950 lm  | 30 3000K                              | -S 18° lens                           |  |  |
| 11                     | 1150 lm | 35 3500K                              | -N 25° lens                           |  |  |
|                        |         | 40 4000K                              | -W 60° lens                           |  |  |
|                        |         | SD Sunset Dimming (For ELK09 & ELK11) | -FC 18° - 50° Adjustable (ELK07 Only) |  |  |

### ACCESSORIES

|  |             |             |              |
|--|-------------|-------------|--------------|
|  | <b>Lens</b> |             | <b>Snoot</b> |
| <b>EP731C</b>  | 18° Lens    | <b>L50W</b> | White        |
| <b>EP732C</b>  | 25° Lens    | <b>L50B</b> | Black        |
| <b>EP733C</b>  | 38° Lens    |             |              |
| <b>EP734C</b>  | 60° Lens    |             |              |
| <small>*EP732C, EP733C, EP734C Included with standard module</small> |             |             |              |

|            |                         |
|------------|-------------------------|
|            | <b>Secondary Optics</b> |
| <b>L45</b> | Hex Louver              |
| <b>L46</b> | Linear Lens             |
| <b>L47</b> | Spread Louver           |
| <b>L49</b> | Frosted Lens            |
| <b>L51</b> | Color Shifter           |
| <b>L57</b> | White Hex Louver        |
| <b>L52</b> | Blue Lens               |
| <b>L53</b> | Pink Shifter            |

**Koto™ LED Module with 5-CCT Switch**

**Product Number**

|                 |                      |
|-----------------|----------------------|
| <b>ELK08CT5</b> | 825 lm, 5-CCT, 120V  |
| <b>ELK10CT5</b> | 1000 lm, 5-CCT, 120V |

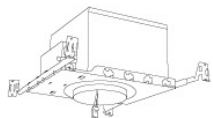
**12V AC Retrofit Koto™ LED Module**

For retrofitting 4" Bi-Pin 12V AC GU5.3 Housings

**Product Number**

|                   |                        |
|-------------------|------------------------|
| <b>ELK0827-12</b> | 800 lm, 2700K, 12V AC  |
| <b>ELK0830-12</b> | 800 lm, 3000K, 12V AC  |
| <b>ELK08SD-12</b> | 800 lm, Sunset, 12V AC |

## 3" Koto™ Dedicated LED ICA Housings



3" ICA Maximum Adjustability Housing  
**New Construction**

| CAT NO.  | SPECIFICATIONS        |
|----------|-----------------------|
| EL386ICA | Maximum Adjustability |



3" ICA Housing  
**New Construction**

| CAT NO.      | SPECIFICATIONS                         |
|--------------|--|
| EL390ICA     |  |
| EL390ICA-EM5 | Emergency Battery Back-up (90 minutes) |



3" ICA Housing  
**Remodel**

| CAT NO.   | SPECIFICATIONS |
|-----------|----------------|
| EL390RICA |                |



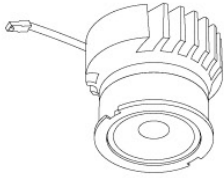
2-Hour Fire Rated 3" ICA Housing  
**New Construction**

| CAT NO.  | SPECIFICATIONS             |
|----------|----------------------------|
| EL39FICA | 7 1/2" Height, Sound Rated |

# Compatible Products

For use with 3" Koto™ Twist-On Trims

## Koto™ Architectural LED Light Engine



**Koto™ LED Light Engine**  
ELK19 - ELK21

| PRODUCT NUMBER BUILDER |                |                                |            |                                   |
|------------------------|----------------|--------------------------------|------------|-----------------------------------|
| Koto™ LED Light Engine | Lumens         | Color Temperature              | Beam Angle |                                   |
| ELK                    |                |                                |            |                                   |
| 19                     | 750 - 850 lm   | 27D 2700K                      | (blank)    | 38° lens (Standard)               |
| 21                     | 1100 - 1500 lm | 30D 3000K                      | -S         | 18° lens                          |
|                        |                | 35D 3500K                      | -N         | 25° lens                          |
|                        |                | 40D 4000K                      | -W         | 60° lens                          |
|                        |                | SD Sunset Dimming (ELK19 Only) | -FC        | 18° - 50° Adjustable (ELK21 Only) |

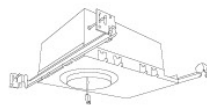
| ACCESSORIES  |               |              |                  |
|--|---------------|--------------|------------------|
|  |               |              |                  |
| <b>Lens</b>  |               | <b>Snoot</b> |                  |
| EP731C   | 18° Lens      | L50W         | White            |
| EP732C   | 25° Lens      | L50B         | Black            |
| EP733C   | 38° Lens      |              |                  |
| EP734C   | 60° Lens      |              |                  |
| <small>*EP732C, EP733C, EP734C Included with standard module</small> |               |              |                  |
|  |               |              |                  |
| <b>Secondary Optics</b>  |               |              |                  |
| L45  | Hex Louver    | L57          | White Hex Louver |
| L46  | Linear Lens   | L52          | Blue Lens        |
| L47  | Spread Louver | L53          | Pink Shifter     |
| L49  | Frosted Lens  |              |                  |
| L51  | Color Shifter |              |                  |

\*Standard module includes 38° installed with 25° & 60° field changeable lenses.

## 3" Koto™ Architectural Recessed housings



3" High Lumen Maximum Adjustability ICA Housing  
Use with ELK21 Series Module  
Not for use with ELK19 Series Module  
**New Construction**



3" Shallow Maximum Adjustability ICA Housing  
1000 lm (14.7W) w/ELK19 Series Module  
1200 lm (14.7W) w/ELK21 Series Module  
**New Construction**



3" Standard ICA Housing  
800 lm (10.5W) w/ELK19 Series Module  
1000 lm (10.5W) w/ELK21 Series Module  
**New Construction**

| CAT NO.    | SPECIFICATIONS                            |
|------------|---|
| E3LK53ICA  | 1350 lm, 15.7W, 120V, Triac/ELV           |
| E3LK54ICAD | 1350 lm, 15.7W, 120/277V, 0-10V/Triac/ELV |
| E3LK84ICA  | 1500 lm, 18.9W, 120V, Triac/ELV           |
| E3LK85ICAD | 1500 lm, 18.9W, 120/277V, 0-10V/Triac/ELV |

| CAT NO.    | SPECIFICATIONS            |
|------------|---------------------------|
| E3LK76ICA  | 120V, Triac/ELV           |
| E3LK77ICAD | 120/277V, 0-10V/Triac/ELV |

| CAT NO.        | SPECIFICATIONS            |
|----------------|---------------------------|
| E3LK65ICA      | 120V, Triac/ELV           |
| E3LK65ICA-EM1  | Emergency Battery Back-Up |
| E3LK66ICAD     | 120/277V, 0-10V/Triac/ELV |
| E3LK66ICAD-EM1 | Emergency Battery Back-Up |



3" Standard ICA Housing  
800 lm w/ELK19 Series Module  
1000 lm w/ELK21 Series Module  
**Remodel**

| CAT NO.     | SPECIFICATIONS                   |
|-------------|----------------------------------|
| E3LK65RICA  | 120V, 10.5W, Triac/ELV           |
| E3LK66RICAD | 120/277V, 11.8W, 0-10V/Triac/ELV |



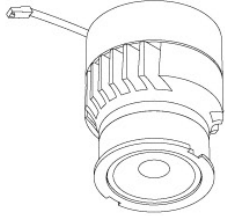
2-Hour Fire Rated 3" ICA Housing  
750 lm (10.5W) w/ELK19 Series Module  
950 lm (10.5W) w/ELK21 Series Module  
**New Construction**

| CAT NO.    | SPECIFICATIONS            |
|------------|---------------------------|
| ELK72FICA  | 120V, Triac/ELV           |
| ELK73FICAD | 120/277V, 0-10V/Triac/ELV |

# Compatible Products

For use with 3" Koto™ Twist-On Trims

## Koto™ 24V DC LED Light Engine



24V DC Koto™ LED Light Engine

| PRODUCT NUMBER BUILDER |        |                   |         |
|------------------------|--------|-------------------|---------|
| Koto™ LED Light Engine | Lumens | Color Temperature | Voltage |
| ELK                    |        |                   |         |

08 800 lm      27 2700K      -24 24V DC  
 30 3000K

*\*Standard module includes 38° installed with 25° & 60° field changeable lenses.*

### ACCESSORIES




#### Lens

- EP731C 18° Lens
  - EP732C 25° Lens
  - EP733C 38° Lens
  - EP734C 60° Lens
- \*EP732C, EP733C, EP734C Included with standard module



#### Snoot

- L50W White
- L50B Black



#### Secondary Optics

- L45 Hex Louver
- L46 Linear Lens
- L47 Spread Louver
- L49 Frosted Lens
- L51 Color Shifter
- L57 White Hex Louver
- L52 Blue Lens
- L53 Pink Shifter

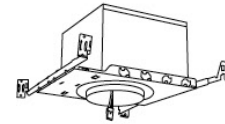
## 3" Koto™ Dedicated LED ICA Housings (24V DC Input)



24V DC 2-Hour Fire Rated 3" ICA Housing  
**New Construction**

| CAT NO.    | SPECIFICATIONS              |
|------------|-----------------------------|
| E24V39FICA | 7 1/2" Height - Sound Rated |

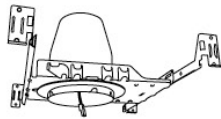
\*Requires 24V DC Transformer



24V DC 3" ICA Maximum Adjustability Housing  
**New Construction**

| CAT NO.    | SPECIFICATIONS        |
|------------|-----------------------|
| E24V386ICA | Maximum Adjustability |

\*Requires 24V DC Transformer



24V DC 3" ICA Housing  
**New Construction**

| CAT NO.    | SPECIFICATIONS |
|------------|----------------|
| E24V390ICA |                |

\*Requires 24V DC Transformer



24V DC 3" ICA Housing  
**Remodel**

| CAT NO.     | SPECIFICATIONS |
|-------------|----------------|
| E24V390RICA |                |

\*Requires 24V DC Transformer