

# Pex™ 3" Round Adjustable Slot Aperture

Pex™ Precision die-cast adjustable trims with Twist-On system for easy Koto™ Module installation



## Features

- 4 3/8" O.D.
- 45° Adjustability.
- Convenient twist-on design for easy installation.
- Damp Location Rated.
- Lamp: Koto™ LED Module.
- Recommended to be used with Maximum Adjustability Housings

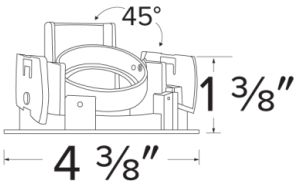
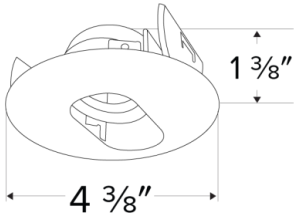
## Technical Details

**Construction:** Diecast aluminum with a powder coated finish.

**Installation:** Twist-on design allows for easy mounting onto the Koto™ LED Module.

**Lamp:** Koto™ LED Module only.

## Dimensions



## Product Numbers

Item	Finish
ELK3620W	Black Slot with White Trim

## Product Number Builder

Example: ELK3620W

Pex™ 3" Adjustable Slot Aperture

Finish

ELK3620

W Black Slot w/White Trim

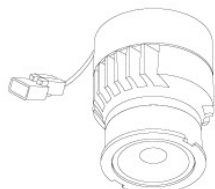


# Compatible Products

For use with 3" Koto™ Twist-On Trims



## Koto™ LED Module & 3" Dedicated LED ICA Housing



Koto™ LED Module  
ELK07 - ELK09

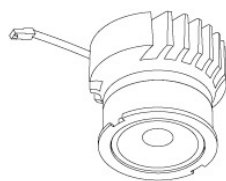
PRODUCT NUMBER BUILDER				
Koto™ LED Module	Lumens	Color Temperature	Beam Angle	
ELK				
	07 750 lm	27 2700K	(blank)	38° lens (Standard)
	09 950 lm	30 3000K	-S	18° lens
		35 3500K	-N	25° lens
		40 4000K	-W	60° lens
		SD Sunset Dimming (ELK09 Only)		



3" ICA Maximum Adjustability Housing  
**New Construction**

CAT NO.	SPECIFICATIONS
EL386ICA	Maximum Adjustability

## Koto™ Architectural LED Light Engine & 3" Architectural ICA Housings



Koto™ LED Light Engine  
ELK19 - ELK21

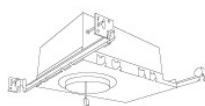
PRODUCT NUMBER BUILDER				
Koto™ LED Light Engine	Lumens	Color Temperature	Beam Angle	
ELK				
	19 750 - 850 lm	27D 2700K	(blank)	38° lens (Standard)
	21 1100 - 1500 lm	30D 3000K	-S	18° lens
		35D 3500K	-N	25° lens
		40D 4000K	-W	60° lens
		SD Sunset Dimming (ELK19 Only)		



3" High Lumen Maximum Adjustability ICA Housing  
1500 lm (18.9W) w/ELK21 Series Module  
Not for use with ELK19 Series Module

**New Construction**

CAT NO.	SPECIFICATIONS
E3LK85ICAD	120/277V - 0-10V/Triac/ELV



3" Shallow Maximum Adjustability ICA Housing  
850 lm (14.7W) w/ELK19 Series Module  
1100 lm (14.7W) w/ELK21 Series Module

**New Construction**

CAT NO.	SPECIFICATIONS
E3LK76ICA	120V - Triac/ELV
E3LK77ICAD	120/277V - 0-10V/Triac/ELV

### ACCESSORIES FOR KOTO™ LED MODULE & KOTO™ ARCHITECTURAL LED LIGHT ENGINE



#### Lens

EP731C	18° Lens
EP732C	25° Lens
EP733C	38° Lens
EP734C	60° Lens

\*EP732C, EP733C, EP734C Included



#### Reflectors

EP735C	15°
EP736C	25°
EP737C	38°
EP738C	60°



#### Secondary Optics

L45	Hex Louver	L51	Color Shifter
L46	Linear Louver	L57	White Hex Louver
L47	Spread Louver	L52	Blue Lens
L49	Frosted Lens	L53	Pink Shifter



#### Snoot

L50W	White
L50B	Black

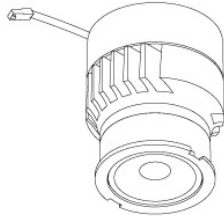


# Compatible Products

For use with 3" Koto™ Twist-On Trims



## Koto™ 24V DC LED Light Engine



24V DC Koto™ LED  
Light Engine

PRODUCT NUMBER BUILDER				
Koto™ LED Light Engine	Lumens	Color Temperature		Voltage
ELK				
	08 800 lm	27 2700K		-24 24V DC
		30 3000K		

*\*Standard module includes 38° installed with 25° & 60° field changeable lenses.*

### ACCESSORIES



#### Lens

EP731C 18° Lens  
EP732C 25° Lens  
EP733C 38° Lens  
EP734C 60° Lens

*\*EP732C, EP733C, EP734C  
Included with standard module*



#### Snoot

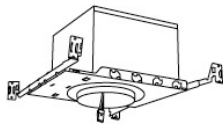
L50W White  
L50B Black



#### Secondary Optics

L45 Hex Louver  
L46 Linear Lens  
L47 Spread Louver  
L49 Frosted Lens  
L51 Color Shifter  
L57 White Hex Louver  
L52 Blue Lens  
L53 Pink Shifter

## 3" Koto™ Dedicated LED ICA Housings (24V DC Input)



24V DC 3" ICA Maximum Adjustability Housing  
New Construction

CAT NO.	SPECIFICATIONS
E24V386ICA	Maximum Adjustability
<i>*Requires 24V DC Transformer</i>	