

Pex™ 3" Round Adjustable Reflector

Pex™ Precision die-cast trims with twist-on system for easy Koto™ Module installation



Features

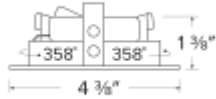
- 3" Round Adjustable Reflector.
- Convenient twist-on design for easy installation.
- Lamp: Koto™ LED Module.

Technical Details

Construction: Diecast aluminum with a powder coated finish.

Installation: Twist-on design allows for easy mounting onto the Koto™ LED Module.

Lamp: Koto™ LED Module only.



Dimensions:

Options



All White



All Black



All Bronze



Black Reflector with White Ring



Chrome Reflector with White Ring



Haze Reflector with White Ring

Product Number

| Item | Finish |
|----------|-----------------------|
| ELK3629B | Black with White Trim |

Product Number Builder Example: ELK3629W

Pex™ 3" Round Adjustable Reflector

Finish

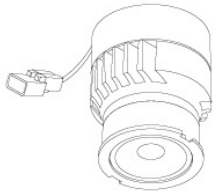
ELK3629

- W** All White
- BB** All Black
- BZ** All Bronze
- B** Black with White Trim
- C** Chrome with White Trim
- H** Haze with White Trim

Compatible Products

For use with 3" Koto™ Twist-On Trims

Koto™ LED Module



Koto™ LED Module
ELK07, ELK09, & ELK11

| PRODUCT NUMBER BUILDER | | | | | |
|------------------------|---------|---------------------------------------|---------------------------------------|--|--|
| Koto™ LED Module | Lumens | Color Temperature | Beam Angle | | |
| ELK | | | | | |
| 07 | 750 lm | 27 2700K | (blank) 38° lens (Standard) | | |
| 09 | 950 lm | 30 3000K | -S 18° lens | | |
| 11 | 1150 lm | 35 3500K | -N 25° lens | | |
| | | 40 4000K | -W 60° lens | | |
| | | SD Sunset Dimming (For ELK09 & ELK11) | -FC 18° - 50° Adjustable (ELK07 Only) | | |

ACCESSORIES

- Lens**

 - EP731C** 18° Lens
 - EP732C** 25° Lens
 - EP733C** 38° Lens
 - EP734C** 60° Lens

*EP732C, EP733C, EP734C Included with standard module

Snoot

 - L50W** White
 - L50B** Black
- Secondary Optics**

 - L45** Hex Louver
 - L57** White Hex Louver
 - L46** Linear Lens
 - L52** Blue Lens
 - L47** Spread Louver
 - L53** Pink Shifter
 - L49** Frosted Lens
 - L51** Color Shifter

Koto™ LED Module with 5-CCT Switch

Product Number

- ELK08CT5** 825 lm, 5-CCT, 120V
- ELK10CT5** 1000 lm, 5-CCT, 120V

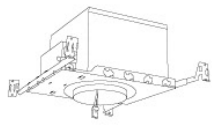
12V AC Retrofit Koto™ LED Module

For retrofitting 4" Bi-Pin 12V AC GU5.3 Housings

Product Number

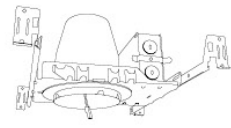
- ELK0827-12** 800 lm, 2700K, 12V AC
- ELK0830-12** 800 lm, 3000K, 12V AC
- ELK08SD-12** 800 lm, Sunset, 12V AC

3" Koto™ Dedicated LED ICA Housings



3" ICA Maximum Adjustability Housing
New Construction

| CAT NO. | SPECIFICATIONS |
|----------|-----------------------|
| EL386ICA | Maximum Adjustability |



3" ICA Housing
New Construction

| CAT NO. | SPECIFICATIONS |
|--------------|--|
| EL390ICA | |
| EL390ICA-EM5 | Emergency Battery Back-up (90 minutes) |



3" ICA Housing
Remodel

| CAT NO. | SPECIFICATIONS |
|-----------|----------------|
| EL390RICA | |



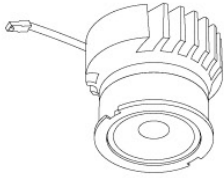
2-Hour Fire Rated 3" ICA Housing
New Construction

| CAT NO. | SPECIFICATIONS |
|----------|----------------------------|
| EL39FICA | 7 1/2" Height, Sound Rated |

Compatible Products

For use with 3" Koto™ Twist-On Trims

Koto™ Architectural LED Light Engine



Koto™ LED Light Engine
ELK19 - ELK21

| PRODUCT NUMBER BUILDER | | | | |
|------------------------|----------------|--------------------------------|------------|-----------------------------------|
| Koto™ LED Light Engine | Lumens | Color Temperature | Beam Angle | |
| ELK | | | | |
| 19 | 750 - 850 lm | 27D 2700K | (blank) | 38° lens (Standard) |
| 21 | 1100 - 1500 lm | 30D 3000K | -S | 18° lens |
| | | 35D 3500K | -N | 25° lens |
| | | 40D 4000K | -W | 60° lens |
| | | SD Sunset Dimming (ELK19 Only) | -FC | 18° - 50° Adjustable (ELK21 Only) |

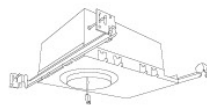
| ACCESSORIES | | | |
|--|---------------|--------------|------------------|
| | | | |
| Lens | | Snoot | |
| EP731C | 18° Lens | L50W | White |
| EP732C | 25° Lens | L50B | Black |
| EP733C | 38° Lens | | |
| EP734C | 60° Lens | | |
| <small>*EP732C, EP733C, EP734C Included with standard module</small> | | | |
| | | | |
| Secondary Optics | | | |
| L45 | Hex Louver | L57 | White Hex Louver |
| L46 | Linear Lens | L52 | Blue Lens |
| L47 | Spread Louver | L53 | Pink Shifter |
| L49 | Frosted Lens | | |
| L51 | Color Shifter | | |

*Standard module includes 38° installed with 25° & 60° field changeable lenses.

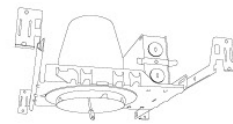
3" Koto™ Architectural Recessed Housings



3" High Lumen Maximum Adjustability ICA Housing
Use with ELK21 Series Module
Not for use with ELK19 Series Module
New Construction



3" Shallow Maximum Adjustability ICA Housing
1000 lm (14.7W) w/ELK19 Series Module
1200 lm (14.7W) w/ELK21 Series Module
New Construction



3" Standard ICA Housing
800 lm (10.5W) w/ELK19 Series Module
1000 lm (10.5W) w/ELK21 Series Module
New Construction

| CAT NO. | SPECIFICATIONS |
|------------|---|
| E3LK53ICA | 1350 lm, 15.7W, 120V, Triac/ELV |
| E3LK54ICAD | 1350 lm, 15.7W, 120/277V, 0-10V/Triac/ELV |
| E3LK84ICA | 1500 lm, 18.9W, 120V, Triac/ELV |
| E3LK85ICAD | 1500 lm, 18.9W, 120/277V, 0-10V/Triac/ELV |

| CAT NO. | SPECIFICATIONS |
|------------|---------------------------|
| E3LK76ICA | 120V, Triac/ELV |
| E3LK77ICAD | 120/277V, 0-10V/Triac/ELV |

| CAT NO. | SPECIFICATIONS |
|----------------|---------------------------|
| E3LK65ICA | 120V, Triac/ELV |
| E3LK65ICA-EM1 | Emergency Battery Back-Up |
| E3LK66ICAD | 120/277V, 0-10V/Triac/ELV |
| E3LK66ICAD-EM1 | Emergency Battery Back-Up |



3" Standard ICA Housing
800 lm w/ELK19 Series Module
1000 lm w/ELK21 Series Module
Remodel

| CAT NO. | SPECIFICATIONS |
|-------------|----------------------------------|
| E3LK65RICA | 120V, 10.5W, Triac/ELV |
| E3LK66RICAD | 120/277V, 11.8W, 0-10V/Triac/ELV |



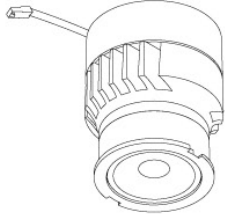
2-Hour Fire Rated 3" ICA Housing
750 lm (10.5W) w/ELK19 Series Module
950 lm (10.5W) w/ELK21 Series Module
New Construction

| CAT NO. | SPECIFICATIONS |
|------------|---------------------------|
| ELK72FICA | 120V, Triac/ELV |
| ELK73FICAD | 120/277V, 0-10V/Triac/ELV |

Compatible Products

For use with 3" Koto™ Twist-On Trims

Koto™ 24V DC LED Light Engine



24V DC Koto™ LED Light Engine

| PRODUCT NUMBER BUILDER | | | | |
|------------------------|--------|-------------------|--|---------|
| Koto™ LED Light Engine | Lumens | Color Temperature | | Voltage |
| ELK | | | | |

08 800 lm 27 2700K -24 24V DC
30 3000K

**Standard module includes 38° installed with 25° & 60° field changeable lenses.*


ACCESSORIES



Lens

Snout

- EP731C 18° Lens L50W White
 - EP732C 25° Lens L50B Black
 - EP733C 38° Lens
 - EP734C 60° Lens
- *EP732C, EP733C, EP734C Included with standard module



Secondary Optics

- L45 Hex Louver L57 White Hex Louver
- L46 Linear Lens L52 Blue Lens
- L47 Spread Louver L53 Pink Shifter
- L49 Frosted Lens
- L51 Color Shifter

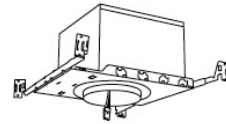
3" Koto™ Dedicated LED ICA Housings (24V DC Input)



24V DC 2-Hour Fire Rated 3" ICA Housing
New Construction

| CAT NO. | SPECIFICATIONS |
|------------|-----------------------------|
| E24V39FICA | 7 1/2" Height - Sound Rated |

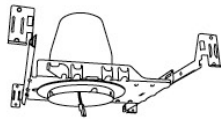
*Requires 24V DC Transformer



24V DC 3" ICA Maximum Adjustability Housing
New Construction

| CAT NO. | SPECIFICATIONS |
|------------|-----------------------|
| E24V386ICA | Maximum Adjustability |

*Requires 24V DC Transformer



24V DC 3" ICA Housing
New Construction

| CAT NO. | SPECIFICATIONS |
|------------|----------------|
| E24V390ICA | |

*Requires 24V DC Transformer



24V DC 3" ICA Housing
Remodel

| CAT NO. | SPECIFICATIONS |
|-------------|----------------|
| E24V390RICA | |

*Requires 24V DC Transformer