

Pex™ 2" Round Adjustable Reflector

Pex™ Precision die-cast adjustable trims with twist-on system for easy Koto™ Module installation



Features

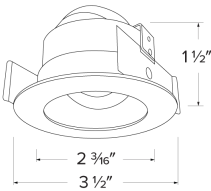
- 2" Round Adjustable Reflector
- 358° Rotation.
- 30° tilt
- 30° tilt with E2LK Series (Architectural Koto™ Module & Housings)
- Convenient twist-on design for easy installation.
- Damp Location Rated.
- Lamp: Koto™ LED Module.

Technical Details

Construction: Diecast aluminum with a powder coated finish.

Installation: Twist-On design allows for easy mounting onto the Koto™ LED Module.

Lamp: Koto™ LED Module.



Dimensions:

Options



All White



Black w/White Trim Haze w/White Trim



All Black



All Bronze

Product Number

| Item | Finish |
|-----------|------------|
| ELK2829BZ | All Bronze |

Product Number Builder Example: ELK2829W

Pex™ 2" Round Adjustable Reflector

Finish

ELK2829

- W** All White
- B** Black with White Trim
- H** Haze with White Trim
- BB** All Black
- BZ** All Bronze

Compatible Products

For use with 2" Koto™ Twist-On Trims

Koto™ LED Module



Koto™ LED Module
ELK07, ELK09, & ELK11

| PRODUCT NUMBER BUILDER | | | | | |
|------------------------|---------|---------------------------------------|---------------------------------------|--|--|
| Koto™ LED Module | Lumens | Color Temperature | Beam Angle | | |
| ELK | | | | | |
| 07 | 750 lm | 27 2700K | (blank) 38° lens (Standard) | | |
| 09 | 950 lm | 30 3000K | -S 18° lens | | |
| 11 | 1150 lm | 35 3500K | -N 25° lens | | |
| | | 40 4000K | -W 60° lens | | |
| | | SD Sunset Dimming (For ELK09 & ELK11) | -FC 18° - 50° Adjustable (ELK07 Only) | | |

ACCESSORIES



Lens

- EP731C** 18° Lens
 - EP732C** 25° Lens
 - EP733C** 38° Lens
 - EP734C** 60° Lens
- *EP732C, EP733C, EP734C Included with standard module



Snoot

- L50W** White
- L50B** Black



Secondary Optics

- L45** Hex Louver
- L46** Linear Lens
- L47** Spread Louver
- L49** Frosted Lens
- L51** Color Shifter
- L57** White Hex Louver
- L52** Blue Lens
- L53** Pink Shifter

*Standard module includes 38° installed with 25° & 60° field changeable lenses.

Koto™ LED Module with 5-CCT Switch

Product Number

- ELK08CT5** 825 lm, 5-CCT, 120V
- ELK10CT5** 1000 lm, 5-CCT, 120V

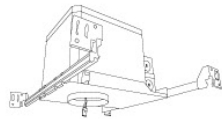
12V AC Retrofit Koto™ LED Module

For retrofitting 4" Bi-Pin 12V AC GU5.3 Housings

Product Number

- ELK0827-12** 800 lm, 2700K, 12V AC
- ELK0830-12** 800 lm, 3000K, 12V AC
- ELK08SD-12** 800 lm, Sunset, 12V AC

2" Koto™ Dedicated LED ICA Housings



2" ICA Maximum Adjustability Housing
New Construction

| CAT NO. | SPECIFICATIONS |
|----------|-----------------------|
| EL276ICA | Maximum Adjustability |

Compatible Products



For use with 2" Koto™ Twist-On Trims

Koto™ Architectural LED Light Engine



Koto™ LED Light Engine
ELK19 - ELK21

| PRODUCT NUMBER BUILDER | | | |
|------------------------|----------------|--------------------------------|---------------------------------------|
| Koto™ LED Light Engine | Lumens | Color Temperature | Beam Angle |
| ELK | | | |
| 19 | 750 - 850 lm | 27D 2700K | (blank) 38° lens (Standard) |
| 21 | 1100 - 1500 lm | 30D 3000K | -S 18° lens |
| | | 35D 3500K | -N 25° lens |
| | | 40D 4000K | -W 60° lens |
| | | SD Sunset Dimming (ELK19 Only) | -FC 18° - 50° Adjustable (ELK21 Only) |

**Standard module includes 38° installed with 25° & 60° field changeable lenses.*

ACCESSORIES



Lens

- EP731C** 18° Lens
 - EP732C** 25° Lens
 - EP733C** 38° Lens
 - EP734C** 60° Lens
- *EP732C, EP733C, EP734C
Included with standard module



Snoot

- L50W** White
- L50B** Black



Secondary Optics

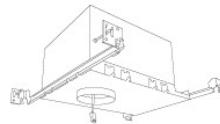
- L45** Hex Louver
- L46** Linear Lens
- L47** Spread Louver
- L49** Frosted Lens
- L51** Color Shifter
- L57** White Hex Louver
- L52** Blue Lens
- L53** Pink Shifter

2" Koto™ Architectural Recessed Housings



2" Shallow Maximum Adjustability ICA Housing
1000 lm (14.7W) w/ELK19 Series Module
1200 lm (14.7W) w/ELK21 Series Module
Shallow New Construction

| CAT NO. | SPECIFICATIONS |
|------------|----------------------------|
| E2LK34ICA | 120V - Triac/ELV |
| E2LK35ICAD | 120/277V - 0-10V/Triac/ELV |



2" Maximum Adjustability ICA Housing
1350 lm (15.7W) w/ELK21 Series Module
Not for use with ELK19 Series Module
New Construction

| CAT NO. | SPECIFICATIONS |
|------------|---------------------------|
| E2LK41ICA | 120V - Triac/ELV |
| E2LK42ICAD | 120/27V - 0-10V/Triac/ELV |



2" Maximum Adjustability ICA Housing
1500 lm (18.9W) w/ELK21 Series Module
Not for use with ELK19 Series Module
High Lumen New Construction

| CAT NO. | SPECIFICATIONS |
|------------|---------------------------|
| E2LK94ICA | 120V - Triac/ELV |
| E2LK95ICAD | 120/27V - 0-10V/Triac/ELV |

Compatible Products

For use with 2" Koto™ Twist-On Trims



Koto™ 24V DC LED Light Engine



24V DC Koto™ LED Light Engine

| PRODUCT NUMBER BUILDER | | | |
|------------------------|--------|-------------------|---------|
| Koto™ LED Light Engine | Lumens | Color Temperature | Voltage |
| ELK | | | |

| | | | | | |
|----|--------|----|-------|-----|--------|
| 08 | 800 lm | 27 | 2700K | -24 | 24V DC |
| | | 30 | 3000K | | |

**Standard module includes 38° installed with 25° & 60° field changeable lenses.*

ACCESSORIES



Lens

| | |
|--------|----------|
| EP731C | 18° Lens |
| EP732C | 25° Lens |
| EP733C | 38° Lens |
| EP734C | 60° Lens |

**EP732C, EP733C, EP734C Included with standard module*



Snoot

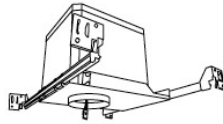
| | |
|------|-------|
| L50W | White |
| L50B | Black |



Secondary Optics

| | | | |
|-----|---------------|-----|------------------|
| L45 | Hex Louver | L57 | White Hex Louver |
| L46 | Linear Lens | L52 | Blue Lens |
| L47 | Spread Louver | L53 | Pink Shifter |
| L49 | Frosted Lens | | |
| L51 | Color Shifter | | |

2" Koto™ Dedicated LED ICA Housings (24V DC Input)



24V DC 2" ICA Maximum Adjustability Housing
New Construction

| CAT NO. | SPECIFICATIONS |
|------------|-----------------------|
| E24V276ICA | Maximum Adjustability |

**Requires 24V DC Transformer*