

# Pex™ 2" Round Adjustable Reflector

Pex™ Precision die-cast adjustable trims with twist-on system for easy Koto™ Module installation



## Features

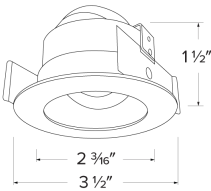
- 2" Round Adjustable Reflector
- 358° Rotation.
- 30° tilt
- 30° tilt with E2LK Series (Architectural Koto™ Module & Housings)
- Convenient twist-on design for easy installation.
- Damp Location Rated.
- Lamp: Koto™ LED Module.

## Technical Details

**Construction:** Diecast aluminum with a powder coated finish.

**Installation:** Twist-On design allows for easy mounting onto the Koto™ LED Module.

**Lamp:** Koto™ LED Module.



**Dimensions:**

## Options



All White



Black w/White Trim Haze w/White Trim



All Black



All Bronze

## Product Number

Item	Finish
ELK2829BB	All Black

## Product Number Builder Example: ELK2829W

Pex™ 2" Round Adjustable Reflector

Finish

**ELK2829**

\_\_\_\_\_

- W** All White
- B** Black with White Trim
- H** Haze with White Trim
- BB** All Black
- BZ** All Bronze

# Compatible Products

For use with 2" Koto™ Twist-On Trims

## Koto™ LED Module



**Koto™ LED Module**  
ELK07, ELK09, & ELK11

PRODUCT NUMBER BUILDER					
Koto™ LED Module	Lumens	Color Temperature	Beam Angle		
ELK					
07	750 lm	27 2700K	(blank) 38° lens (Standard)		
09	950 lm	30 3000K	-S 18° lens		
11	1150 lm	35 3500K	-N 25° lens		
		40 4000K	-W 60° lens		
		SD Sunset Dimming (For ELK09 & ELK11)	-FC 18° - 50° Adjustable (ELK07 Only)		

### ACCESSORIES

	<b>Lens</b>		<b>Snoot</b>
<b>EP731C</b>	18° Lens	<b>L50W</b>	White
<b>EP732C</b>	25° Lens	<b>L50B</b>	Black
<b>EP733C</b>	38° Lens		
<b>EP734C</b>	60° Lens		
<small>*EP732C, EP733C, EP734C Included with standard module</small>			

	<b>Secondary Optics</b>
<b>L45</b>	Hex Louver
<b>L46</b>	Linear Lens
<b>L47</b>	Spread Louver
<b>L49</b>	Frosted Lens
<b>L51</b>	Color Shifter
<b>L57</b>	White Hex Louver
<b>L52</b>	Blue Lens
<b>L53</b>	Pink Shifter

\*Standard module includes 38° installed with 25° & 60° field changeable lenses.

**Koto™ LED Module with 5-CCT Switch**

**Product Number**

**ELK08CT5** 825 lm, 5-CCT, 120V  
**ELK10CT5** 1000 lm, 5-CCT, 120V

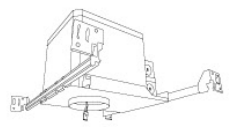
**12V AC Retrofit Koto™ LED Module**

For retrofitting 4" Bi-Pin 12V AC GU5.3 Housings

**Product Number**

**ELK0827-12** 800 lm, 2700K, 12V AC  
**ELK0830-12** 800 lm, 3000K, 12V AC  
**ELK08SD-12** 800 lm, Sunset, 12V AC

## 2" Koto™ Dedicated LED ICA Housings



2" ICA Maximum Adjustability Housing  
**New Construction**

CAT NO.	SPECIFICATIONS
EL276ICA	Maximum Adjustability

# Compatible Products



For use with 2" Koto™ Twist-On Trims

## Koto™ Architectural LED Light Engine



**Koto™ LED Light Engine**  
ELK19 - ELK21

PRODUCT NUMBER BUILDER				
Koto™ LED Light Engine	Lumens	Color Temperature	Beam Angle	
ELK				
19	750 - 850 lm	27D 2700K	(blank)	38° lens (Standard)
21	1100 - 1500 lm	30D 3000K	-S	18° lens
		35D 3500K	-N	25° lens
		40D 4000K	-W	60° lens
		SD Sunset Dimming (ELK19 Only)	-FC	18° - 50° Adjustable (ELK21 Only)

*\*Standard module includes 38° installed with 25° & 60° field changeable lenses.*

### ACCESSORIES



#### Lens

- EP731C** 18° Lens
  - EP732C** 25° Lens
  - EP733C** 38° Lens
  - EP734C** 60° Lens
- \*EP732C, EP733C, EP734C  
Included with standard module



#### Snoot

- L50W** White
- L50B** Black



#### Secondary Optics

- L45** Hex Louver
- L46** Linear Lens
- L47** Spread Louver
- L49** Frosted Lens
- L51** Color Shifter
- L57** White Hex Louver
- L52** Blue Lens
- L53** Pink Shifter

## 2" Koto™ Architectural Recessed Housings



2" Shallow Maximum Adjustability ICA Housing  
1000 lm (14.7W) w/ELK19 Series Module  
1200 lm (14.7W) w/ELK21 Series Module  
**Shallow New Construction**

CAT NO.	SPECIFICATIONS
E2LK34ICA	120V - Triac/ELV
E2LK35ICAD	120/277V - 0-10V/Triac/ELV



2" Maximum Adjustability ICA Housing  
1350 lm (15.7W) w/ELK21 Series Module  
**Not for use with ELK19 Series Module**  
**New Construction**

CAT NO.	SPECIFICATIONS
E2LK41ICA	120V - Triac/ELV
E2LK42ICAD	120/27V - 0-10V/Triac/ELV



2" Maximum Adjustability ICA Housing  
1500 lm (18.9W) w/ELK21 Series Module  
**Not for use with ELK19 Series Module**  
**High Lumen New Construction**

CAT NO.	SPECIFICATIONS
E2LK94ICA	120V - Triac/ELV
E2LK95ICAD	120/27V - 0-10V/Triac/ELV

# Compatible Products

For use with 2" Koto™ Twist-On Trims



## Koto™ 24V DC LED Light Engine



24V DC Koto™ LED Light Engine

PRODUCT NUMBER BUILDER			
Koto™ LED Light Engine	Lumens	Color Temperature	Voltage
ELK			

08	800 lm	27	2700K	-24	24V DC
		30	3000K		

*\*Standard module includes 38° installed with 25° & 60° field changeable lenses.*

### ACCESSORIES



#### Lens

#### Snoot

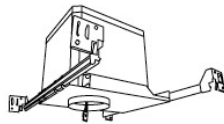
- |               |          |             |       |
|---------------|----------|-------------|-------|
| <b>EP731C</b> | 18° Lens | <b>L50W</b> | White |
| <b>EP732C</b> | 25° Lens | <b>L50B</b> | Black |
| <b>EP733C</b> | 38° Lens |             |       |
| <b>EP734C</b> | 60° Lens |             |       |
- \*EP732C, EP733C, EP734C Included with standard module



#### Secondary Optics

- |            |               |            |                  |
|------------|---------------|------------|------------------|
| <b>L45</b> | Hex Louver    | <b>L57</b> | White Hex Louver |
| <b>L46</b> | Linear Lens   | <b>L52</b> | Blue Lens        |
| <b>L47</b> | Spread Louver | <b>L53</b> | Pink Shifter     |
| <b>L49</b> | Frosted Lens  |            |                  |
| <b>L51</b> | Color Shifter |            |                  |

## 2" Koto™ Dedicated LED ICA Housings (24V DC Input)



24V DC 2" ICA Maximum Adjustability Housing  
New Construction

CAT NO.	SPECIFICATIONS
E24V276ICA	Maximum Adjustability

*\*Requires 24V DC Transformer*