

# Oak™ Architectural IC Remodel Power Pack

IC Rated Remodel Power Pack to be used with Oak™ Architectural LED Light Engines only.



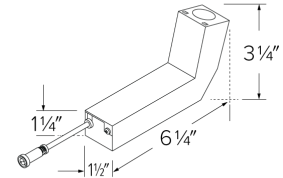
## Features

- To be used with Oak™ Architectural Light Engines only.
- Fits through 2" hole.
- IC Rated for direct contact with insulation.
- Driver specified for 900 lumens (8W).
- Driver specified for 120V (Triac/ELV) or 120/277V (0-10V/Triac/ELV).
- Damp Location Listed, Wet Location with Wet Location Oak™ Light Engines.
- JA8-2022-E, UL Listed.

## Specifications

<b>Wattage</b>	8W
<b>Lumens</b>	900 lm
<b>Voltage</b>	120V
<b>Dimmable</b>	Triac/ELV

## Dimensions



## Technical Details

**Construction:** IC rated for direct contact with insulation. For use in IC and Non-IC conditions.

**Installation:** Can be used in remodel applications without any additional frame. Can be used in new construction applications with E1LF1 & E1LF2 frame series.

**Electrical:** Driver is rated for 120V or 120/277V input. High Efficiency driver with a power factor > 0.95.

**Dimmability:** Option Triac/ELV dimming or 0-10V/Triac/ELV dimming can be specified. Can be specified with Lutron drivers.

**Listings:** cUL Listed. UL Listed for Damp Location and for Wet Location with WET location Light Engines.

## Product Number

Item	Lumens	Watts	Voltage	Dimming
<b>E1RLA08IC</b>	900 lm	8W	120V	Triac/ELV

## Product Number Builder Example: E1RLA08IC

IC Remodel Power Pack

Lumens

Dimming

**E1RLA**

**08** 900 lm

**IC** Triac/ELV  
**ICDX** 0-10V/Triac/ELV

# Compatible Products



For use with 1" Oak™ Architectural IC Rated Remodel Power Pack

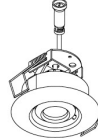
## 1" Oak™ Architectural Downlights, Adjustables, & Trimless



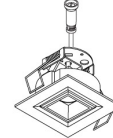
**E1AK02 Series**  
**Round Downlight**  
Finishes:  
(W, B, BZ, H, BB)



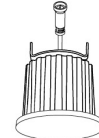
**E1AK12 Series**  
**Square Downlight**  
Finishes:  
(W, B, BZ, H, BB)



**E1AK32 Series**  
**Round Gimbal**  
Finishes:  
(W, B)



**E1AK22 Series**  
**Square Pull Down**  
Finishes:  
(W, B)

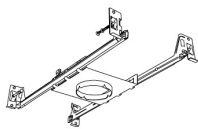


**E1AK61 Series**  
**Round Trimless**  
Finishes:  
(W, B, BZ)

### PRODUCT NUMBER BUILDER

Oak™ Architectural	Style	Beam Angle	Color Temperature	Finish
<b>E1AK</b>				
	<b>02</b> Round Downlight	<b>F</b> 38° (Standard)	<b>27</b> 2700K	<b>W</b> All White
	<b>12</b> Square Downlight	<b>NF</b> 28°	<b>30</b> 3000K	<b>B</b> Black
	<b>32</b> Round Gimbal	<b>WF</b> 50°	<b>35</b> 3500K	<b>BZ</b> All Bronze
	<b>22</b> Square Pull Down		<b>40</b> 4000K	<b>H</b> Haze w/White Ring
			<b>SD</b> Sunset	<b>BB</b> All Black

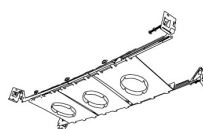
## Accessories for Remodel IC Power Pack



Single Downlight Frames  
**New Construction**

CAT NO.	SPECIFICATIONS
E1LF2	2 3/8" Cutout, 4 5/8" Sq. frame

\*Requires Power Pack (not included)

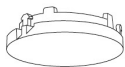


Multiple Downlight Frames  
**New Construction**

CAT NO.	SPECIFICATIONS
E1LF2-M2	2-Set, 8 3/4" total length of frame
E1LF2-M3	3-Set, 13" total length of frame
E1LF2-M4	4-Set, 17 1/2" total length of frame
E1LF2-M5	5-Set, 21 3/4" total length of frame

\*Requires Power Pack (not included)

## 1" Oak™ Accessories



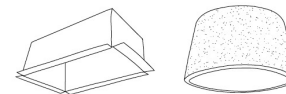
Trimless Rings

CAT NO.	SPECIFICATIONS
RM1TLW	All White
RM1TLB	All Black
RM1TLBZ	All Bronze



Lens & Optics

CAT NO.	SPECIFICATIONS
EP713C	28° Lens
EP714C	38° Lens
EP715C	50° Lens
L60	Frosted Diffuser (For E1AK02, E1AK12, & E1AK32)
L61	Hex Louver (For E1AK02, E1AK12, & E1AK32)



Fire Rated Products

CAT NO.	SPECIFICATIONS
FIREENCL	Standard - 9" H x 20 3/8" L x 14 3/8" W
FIREENCL-S	Shallow - 7 1/4" H x 16" L x 14 3/8" W
1-Hr Fire Enclosure for Recessed Fixtures	
FIRECVR	9 3/4" H x 17" O.D. x 13" I.D.
2-Hr Fire Cover for Recessed Fixtures	



# Dimmer Compatibility Chart

## Architectural Oak™ System

**ELCO Lighting**

For E1DWN08, E1ATB08, E1TRL08, and E1LA08 Series

### For Reference Only

Testing conducted by ELCO Lighting is not a substitute for and does not imply certification by an independent laboratory or any other standards certification. Refer to manufacturer specifications for more detailed information on product certifications and standards. Consult the dimmer manufacturer prior to installation to ensure compatibility.

Manufacturer	Product	Part Number	Dimmed Light Output Range
<b>For Triac/ELV Dimmers</b>			
Cooper	Slide Dimmer, 277V, 600W Fluorescent/Halogen, Single Pole, 3-Way	SAL06P	10% - 100%
Leviton	Decora SureSlide® Single Pole with Slide -to-Off	6672	10% - 100%
Lutron	Caséta® Wireless Dimmer	PD-6WCL	5% - 100%
	Maestro, 120V AC, 50/60Hz, 150W LED/CFL, 600W Incandescent/Halogen, Single Pole, 3-Way, Indoor Application	MA-PRO	5% - 100%
	Maestro, 120V, 50/60Hz, 150W LED/CFL, Single Pole, 3-Way	MACL-153M	5% - 100%
	Diva® Series 150W Single Pole/3-Way Dimmer	DVCL-153P	5% - 100%
	Skylark, 120V AC 60Hz, 150W LED/CFL, Single Pole, 3-Way	SCL-153P	5% - 100%
	Ariadni®/Toggler® Series 150W Single Pole/3-Way Dimmer	TGCL-153P	5% - 100%
	Diva, 120V AC, 60Hz, 600W Incandescent/Halogen, Single Pole, 3-Way, Residential/Commercial Application	DV-603P	5% - 100%
	Skylark® Series 600W Single Pole	S-600P	5% - 100%
<b>For D Version Triac/ELV Dimmers</b>			
Leviton	Decora SureSlide® Single Pole with Slide -to-Off	6672	10% - 100%
Lutron	Caséta® Wireless Dimmer	PD-6WCL	1% - 100%
	Maestro, 120V AC, 50/60Hz, 150W LED/CFL, 600W Incandescent/Halogen, Single Pole, 3-Way, Indoor Application	MA-PRO	1% - 100%
	Maestro, 120V, 50/60Hz, 150W LED/CFL, Single Pole, 3-Way	MACL-153M	10% - 100%
	Diva® Series 150W Single Pole/3-Way Dimmer	DVCL-153P	1% - 100%
	Skylark, 120V AC 60Hz, 150W LED/CFL, Single Pole, 3-Way	SCL-153P	1% - 100%
	Diva® Series, 120V AC 60Hz, Low Voltage Load Type, 150W Single Pole	DVLV-600P	1% - 100%
	Diva, 120V AC, 60Hz, 600W Incandescent/Halogen, Single Pole, 3-Way, Residential/Commercial Application	DV-603P	1% - 100%
	Skylark® Series 600W Single Pole	S-600P	1% - 100%
<b>For D Version 0–10V</b>			
Lutron	Diva®, 120/277V, 0-10V, Single Pole, 3-Way	DVSTV	1% - 100%
Leviton	Decora Illumatech®, 120/277V, 0-10V, Fluorescent/LED Load Type, Single Pole, 3-Way	IP710	1% - 100%

**\*NOTE: Refer to dimmer manufacturer’s documentation for installation instructions and circuit details**

Disclaimer: Minimum and maximum loads for LEDs and CFLs are given in number of lamps and may vary depending on the lamp being used. Testing conducted by ELCO Lighting is not a substitute for and does not imply certification by an independent laboratory or any other standards certification. Refer to manufacturer specifications for more detailed information on product certifications and standards.

Integrating our lighting with your Smart Home System is a breeze. Simply check your Smart Home system for compatible smart switches and cross reference that with our Dimming Compatibility Chart. Once the switches are integrated with your Smart Home system your lights will be ready to go.



2042 E. Vernon Ave. Vernon CA 90058 Tel 323.231.2600 Fax 323.231.3200 elcolighting.com