

Mini LED Step Light with Scoop

ELCO's Ibis Collection consists of diecast wet location mini LED Step Lights which are offered in 2W, 3000K or 4000K, 120V or 12V AC/DC in round or rectangle with an Angled Louver, Open Frame Lens or Scoop Faceplate in a sharp White, Black, Nickel or Copper powder coated finish.



Features

- Single Piece Diecast aluminum faceplate.
- Powder Coated Faceplate.
- Vertical Mounting.
- Integrated LED board and driver.
- Diffused lens behind faceplate.
- Wet Location listed for indoor or outdoor use.
- Mounts in a standard single gang box.
- Life span of 50,000 hours L70.
- Input Volt: 12V or 120V. (12V units work with 12V AC or 12V DC supply)
- Rated: IP67.

Specifications

Wattage	2W
Voltage	120V
Color Temp.	4000K
Lamp Type	LED
CRI	90+
Wet Location	Listed

Options



White



Black



Nickel



Copper



Bronze

Technical Details

Optics: Frosted lens diffuses light and illuminates walkway.

Construction: Diecast Faceplate with smooth powder coat finish. LED board and driver integrated in housing. Security screws for mounting faceplate to box included.

Installation: Easily installs into a standard single gang switch box.

Electrical:

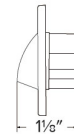
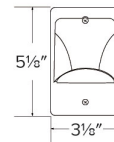
- Ambient operating temperature -23°F (-5°C) to 113°F (45°C).
- 120V ELST98: Driver input of 120V 50/60Hz connects directly to line voltage power.
- 12V ELST94: Input of 12V requires an external transformer. (12V units work with 12V AC or 12V DC supply)

LED Technology:

- 90+ CRI for extremely accurate color rendering.
- Lumen Maintenance of 50,000 hours L70 Life.
- LED Array.

Listings: cETLus listed for Wet Location.

Dimensions



Product Number

Item	Lamp type	CCT	Watts	Voltage	Finish
ELST9840BZ	LED	4000K	2W	120V	All Bronze

Product Number Builder

Example: **ELST9430B**

ELCO Mini LED Step Lights

Voltage

Color Temp.

Finish

ELST9

- 4** 12V
- 8** 120V

- 30** 3000K
- 40** 4000K

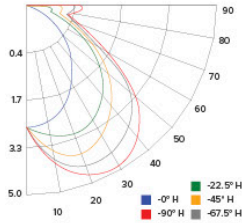
- W** All White
- B** All Black
- N** Nickel
- CP** Copper
- BZ** All Bronze

Photometric Report

Mini LED Step Light with Scoop

PHOTOMETRIC REPORT

Product #: ELST9840
 Wattage / Lumens: 2.1W / 8.3 lm
 Luminaire LPW: 3.9 lm/W



CANDLE POWER SUMMARY

Degree Vertical	0°
0	3
5	3
15	3
25	2
35	2
45	1
55	1
65	0
75	0
85	0
90	0

ILLUMINANCE AT A DISTANCE

Distance to Target Plane	Center Beam Footcandles	Beam Diameter
4'	0.17	6.0'
6'	0.08	9.0'
8'	0.04	12'
10'	0.03	15.1'

ZONAL LUMEN SUMMARY

Zone	Lumens	%Luminaire
0-30°	2.1	24.8
0-40°	3.3	40.1
0-60°	5.9	70.9
0-90°	7.9	95